



WORCESTERSHIRE
SCHOOL
ADMISSIONS
2025-26

Information for parents

Admissions to Middle Schools

2025/2026

Find out more online:

www.worcestershire.gov.uk/schooladmissions



worcestershire
county council

Contents

Letter from the Assistant Director for Education, Early Years, Inclusion and Place Planning	4
Important dates in the admissions process	5
How do I apply?	5
Parents of children resident outside of Worcestershire	5
Contact details	6
Worcestershire School Admissions	6
Contact details for Neighbouring Authorities	7
Applying online	8
Important things to remember.....	9
SENDIASS - Supporting Worcestershire Families	10
Worcestershire Libraries.....	11
Special Educational Needs.....	12
School Preference Guidelines for Children with an Education Health Care Plan	12
Factors you should take account of when you tell us your preferred school	12
Factors the Local Authority takes account of when considering your preference	13
Specialist Placements	13
List of Special Schools	14
List of Schools with a Mainstream Autism Base	14
Charges and allowances.....	15
Education.....	15
Voluntary Contributions.....	15
Music Tuition.....	16
Optional extras	16
Residential Trips	16
Free School Meals	16
Worcestershire schools.....	17
How does the school system vary within the county?	17
Types of School.....	17
Worcestershire School Organisation.....	18
SECTION 1	19
Admissions to Middle Schools.....	19

SECTION 2	28
Applications on behalf of children arriving from overseas	28
SECTION 3	30
Children Looked After and Previously Looked After Children – Information for Parents/Carers and Social Workers.	30
How to apply – for a place in a Middle School	32
SECTION 4	33
Glossary.	33
SECTION 5	37
Living in a school catchment area or moving property	37
SECTION 6	39
Information about Worcestershire Middle Schools	39
SECTION 7	45
Bewdley Pyramid	45
Bromsgrove Pyramid	46
Droitwich Pyramid	47
Evesham Pyramid	48
Hagley Pyramid.	50
Kidderminster Pyramid	51
Malvern Pyramid	52
Martley Pyramid	53
Pershore Pyramid	54
Redditch Pyramid	56
Rubery Pyramid	58
Stourport Pyramid	59
Tenbury Pyramid	60
Upton Pyramid	61
Worcester Pyramid.	62
Wythall Pyramid	63
Catholic Arrangements	64
Useful links	65
Early Help	65
School Transport.	65
School Term and Holiday dates.	65
Find a School.	65
Free School Meals	65
Admission Policies 2025/2026 - Middle Schools	65

Letter from the Assistant Director for Education, Early Years, Inclusion and Place Planning

Dear Parent/Carer

Information for Parents and Carers

Worcestershire County Council's Children's Services have "good education for all" as one of its priority values and the information in this booklet is intended to help you to access the full range of educational provision available for your child.

Deciding which school you would like to name as your preferred school for your son or daughter is an exciting opportunity, but it can also be somewhat daunting. There is a great range and diversity of schools often within the same immediate locality.

The simplest and most direct way to form a view on what best suits your child is usually to contact the Headteacher of your local school. Your local Headteacher will be delighted to provide you with details about the school to help you make an informed choice. Many schools also have open days to showcase the school's facilities, so I encourage you to attend these or to arrange a visit.

We support and encourage all schools to have good safeguarding arrangements, to have an Early Help Offer to support their students and families and to be inclusive of children with additional needs, so look out for these in schools that you are considering, they may well be of help to you now or in the future.

Many thousands of pupils and students each year enjoy and achieve in their education in Worcestershire and have successfully moved on to further education and or to have employment and fulfilling careers. We hope you and your child will be equally delighted with the educational opportunities available to your child.

Yours sincerely



Sarah Wilkins

Assistant Director for Education, Early Years, Inclusion and Place Planning

Important dates in the admissions process

If you live in Worcestershire and your child is due to start middle school in September 2025, you must apply for his/her school place – the opening and closing dates for applications are as below.

Date	Description
1 September 2024	Applications Open
15 January 2025	Closing Date
Spring Term 2025	Applications processed and information shared between schools and neighbouring Local Authorities
16 April 2025	School Offer Notification Date
Summer Term 2025	Admission appeals held by independent appeal panel.

How do I apply?

- Apply online at [School Admissions](#)
- If you do not have access to the internet, you can get online at any one of the 21 Worcestershire libraries. To find your nearest library, visit [Find my library](#).
- Library staff can support Worcestershire Library members who need assistance using computers. For further information on becoming a member at [Worcestershire Libraries](#)
- Or telephone School Admissions on 01905 822700 if you need assistance.

After the closing date, you will need to telephone School Admissions on 01905 822700 to request a late application form.

Parents of children resident outside of Worcestershire

If you wish to apply for a place at any Worcestershire school, you must complete an application provided by your “home” LA. (The “home LA” is defined as the Local Authority relevant to the child’s home address). The “home” LA will ensure that application details are passed to Worcestershire LA for consideration in the allocation of school places.

If you are not resident in Worcestershire, you should obtain admission details from your home LA, even if your preferences include schools within Worcestershire (the contact details for all the neighbouring LA’s can be found on the following page.

Contact details

Worcestershire School Admissions

Address:

School Admissions
Worcestershire County Council
County Hall
Spetchley Road
Worcester
WR5 2NP

Website:

www.worcestershire.gov.uk/SchoolAdmissions

Email:

schooladmissions@worcestershire.gov.uk

Telephone:

[01905 822700](tel:01905822700)

Contact details for Neighbouring Authorities

Parents who wish to consider schools maintained by other authorities are strongly advised to contact the local authority concerned to obtain information about those schools. Please note there may be different admission policies in operation.

Under the national, Co-ordinated Admission Arrangements, parents have to apply for School places to their home LA. If you have any queries with regards to your home LA, details can be found at

[Find Your Local Council.](#)

Birmingham LA (DfE No. 330)

Schools Admissions and Fair Access Service
Children and Families Directorate
Birmingham City Council
PO Box 16513
Birmingham B2 2FF

Tel: 0121 303 1888

Email: **admissions@birmingham.gov.uk**

Dudley LA (DfE No. 332)

Children's Services Directorate
School Admissions Service
The Council House Priory Road Dudley DY1 1HF

Tel: 0300 555 2345

Email: **admissions.cs@dudley.gov.uk**

Gloucestershire LA (DfE No. 916)

Co-ordinated Admissions
Education Planning & Infrastructure
Gloucestershire County Council
Shire Hall
Westgate Street
Gloucester GL1 2TP

Tel: 01452 425407

Email: **school.admissions@gloucestershire.gov.uk**

Herefordshire LA (DfE No. 884)

School Admissions
Plough Lane Offices, Plough Lane
Hereford
HR4 0LE

Reception admissions: 01432 260926 / 261574

Phase Transfer: 01432 260925

In Year Transfer: 01432 260927

Email: **schooladmissions@herefordshire.gov.uk**

Web: **www.herefordshire.gov.uk**

Shropshire LA (DfE No. 893)

School Admissions Team Correspondence Address
Shropshire Council
Shire Hall Abbey Foregate Shrewsbury SY2 6ND

Tel: 03456 789008

Email: **school-admissions@shropshire.gov.uk**

Solihull LA (DfE No. 334)

School Admissions Team Council House
Manor Square Solihull B91 3QB

Tel: 0121 704 6693

Email: **admissions@solihull.gov.uk**

Staffordshire LA (DfE No. 860)

School Admissions and Transport Service 2
Staffordshire Place
Stafford ST16 2DH

Tel: 0300 111 8007

Email: **admissions@staffordshire.gov.uk**

Warwickshire LA (DfE No. 937)

School Admissions Service,
Children, Young People and Families Directorate
Shire Hall,
Warwick
CV34 4RL

Tel: 01926 414143

Email: **admissions@warwickshire.gov.uk**


Applying online

It's quick, it's easy and it's safe.

As a Worcestershire resident you can make your application online between 1 September 2024 and 15 January 2025 using Worcestershire's online application service.

[Citizen Portal - Sign in \(worcestershire.gov.uk\)](https://www.worcestershire.gov.uk/citizen-portal/sign-in)

The benefits of applying online are:

- 
- The service is available **24 hours a day, 7 days a week** up to the closing date of **15 January 2025**.
 - You will get an email to confirm your application has been submitted.
 - We will email your offer on the **16 April 2025** - so there is no need to wait for a letter.
 - Alternatively, you can log into the online service to view your offer.
 - It's quick and easy to do.
 - The sytem is secure and your information is protected.

99%

of applications for
2024 admissions
were made
online

**“It's easier
doing it
online than
it is filling
out a form
by hand”**

**“Very smooth
and easy
process”**

If you aren't a Worcestershire resident, use the online service
for the Local Authority where you live.

Important things to remember

- You must apply **before 15 January 2025**
- You must make an application, even if you have an elder child already attending your preferred school.
- You can name up to three schools on your application. You are strongly advised to use all three preferences to increase your chance of getting a preferred school.
- Understand the admission arrangements for each of your preferences. This will enable you to assess what order of priority will be given for each preference.
- Be realistic about the schools you apply for. It's recommended that you include your catchment school as one of your three preferences. However please note that you are not guaranteed a place at your catchment school. Check out which is your catchment school using this link. [**Worcestershire County Council School Catchment search**](#)
- Don't put schools as a preference if you would be unhappy with the offer of a place at that school. It would be a waste of a preference if you were offered a place at a school that you would not be happy with your child attending.
- All on-time applications to a school are considered at the same time. Priority is not given to those who put the school first.
- The order in which you list the schools is only used if you could be offered a place at more than one school. In this case, you would be offered whichever of those schools was highest on your application form.
- Having gained admission for one child at a school does not guarantee a younger child will be admitted. Should the school be oversubscribed at the time of application of a younger sibling, catchment area may have a higher priority on the oversubscription criteria.
- Having gained admission to a school of your preference, does not mean your child will have highest priority for transfer to the high school. If the related high school is oversubscribed at the time of transfer, your child might then have to move in a different direction from other children currently attending the same school.

SENDIASS - Supporting Worcestershire Families



Information, Advice
and Support Service
**Herefordshire &
Worcestershire**

**Do you have a child/young person
with a Special Educational
Need or Disability (SEND)?**

**Do you think your child might have
Special Educational Needs (SEN)?**



**SENDIASS provides FREE, impartial & confidential information,
advice and support on all matters relating to children and
young people (0-25) who have or may have SEND**

We can help you if...

- You have concerns about your child's progress at their education setting
- You would like to know more about the support available for children with SEND and their families
- You would like to know more about Herefordshire's and Worcestershire's SEND policies and procedures
- You need information and guidance on the Education, Health and Care Plan (EHCP) process

Call:

01905 768153

(24hr answerphone service available)

Contact us:

**Monday - Friday
8.30am - 4pm**

Email:

SENDIASS@worcestershire.gov.uk



Information, Advice
and Support Service
**Herefordshire &
Worcestershire**



www.hwsendiass.co.uk

 **Herefordshire
Council**

 **worcestershire
county council**

Worcestershire Libraries

Join Worcestershire Libraries and discover the many benefits of **FREE library membership!**

A library card is your passport to a wealth of library services at 21 libraries across Worcestershire and online through the Digital Library Hub.

**Find out
what your
local library
can do
for you!**



Libraries support the education and aspirations of young people: diverse reading material, online reference sources, study tools, e-books, e-audio and e-magazines and reading challenges.

Libraries enrich lives and promote creativity: Bounce and Rhyme sessions, craft groups, author talks, live-streamed cultural events and an opportunity to become Worcestershire's next Young Poet Laureate.



Libraries improve skill levels and help people into work: volunteering and work experience opportunities, online study assistance for sixth formers, adult learning courses, employability webinars and job clubs.



Libraries improve health and wellbeing through opportunities to engage and connect: social connecting groups, self-help 'Reading Well' book collections, and Study Happy sessions.

Libraries support digital inclusion: free access to public computers, internet and Wi-Fi, digital champion support, free digital skills courses and coding clubs.

Libraries are a gateway for budding entrepreneurs to get business advice, information, signposting and support from BIPC Worcestershire.



Follow Us:

 @WorcestershireLibraries

 @WorcsLibraries

 @WorcsLibraries

Libraries membership is FREE!

To become a member sign up at your local library, visit:

www.worcestershire.gov.uk/libraries or call **01905 822722**.

Special Educational Needs

School Preference Guidelines for Children with an Education Health Care Plan

Please apply online through [School Admissions](#) and tick the box which indicates whether your child has an Education Health Care Plan. If your child attends a mainstream setting and you are requesting a place in a special school or specialist provision (including a place at a Mainstream Autism Base), **then you must also indicate a mainstream choice as well.**

If your child/young person has an Education Health Care Plan, and they are moving from Middle to High/Secondary School, or Primary to High/Secondary School in September 2025, your application will need to be made by the national closing date 31st October 2024.

If your preference is for a place in the Mainstream Autism Base at one of the schools which offers this provision (please see list below), please select this as appropriate and make this clear on your application.

If your child currently attends Fort Royal Special School, you will need to apply online through School Admissions and they will pass your application on to SEND Services who will process your request.

NB If your child has an Education Health Care Plan and is due to move from First to Middle School, you should also apply by 31st October 2024 for your request to be dealt with (even though the closing date for Middle School applications is different).

School Admissions will pass your application over to SEND Services who will then process your request. An amended Education, Health Care Plan will be sent to you in January 2025 followed by the final Plan in February 2025 which will name your child's school for September 2025.

Factors you should take account of when you tell us your preferred school

- Most children/young people with special needs go to their local mainstream setting, school or college.
- Special schools are for the children/young people with the most severe and complex special educational needs. There are very few unoccupied places in special schools, and it is important that these are available for the children/young people with the greatest needs.
- Our home to school transport policy recognises that not all children/young people are able to walk to their educational establishment. Children under 8 are expected to walk up to 2 miles, and children 8 and over are expected to walk up to 3 miles. These are called the "statutory walking distances". Parents are expected to accompany their children within the statutory walking distance.
- If you select a school/setting for your child/young person that is not the nearest school/setting of its' kind to where you live, then your child/young person would not receive home to school transport, even if they qualify on the basis of their special needs. This is because there is a closer school/setting to where you live. It will be a parental responsibility to provide appropriate transport to convey their child/young person to and from this setting. The Local Authority will not, at any time, be financially or otherwise responsible for providing transport provision.
- Some children/young people are eligible for free home to school transport if they are unable to walk for reasons of severe mobility difficulties or other severe needs that mean a child/young person could not walk the distance, even with parental supervision.

Factors the Local Authority takes account of when considering your preference

The law gives high priority to the school/institution preferred by a parent. If you would like your child/young person, however severe his or her special educational needs, to go to a mainstream setting, school or college we will almost always comply with the EHCP.

The main factors we consider in making the decision, about which setting your child/young person can attend, are:

- Whether the school/institution you have named is able to make the provision.
- Whether the needs of your child/young person are compatible with the provision of efficient education for other children/young people.
- Whether there is an available place – in specialist provision, we plan ahead by funding places for the year in advance. Special school places and specialist bases in mainstream schools are funded for the pupils with higher level needs who need focused and specialist provision.
- Costs – if you have asked us to name a school or institution where the costs of that place are greater than another provision that is also suitable, then we may not be able to comply with your preference.

The Law says if you suggest the name of a maintained school or other institution, we must name that school or institution in part I of the EHCP unless:

- a. the school is unsuitable for a child's/young person's age, ability or aptitude or for his/her special educational needs; or
- b. the attendance of a child/young person at the school would be incompatible with the provision of efficient education for the children/young people with whom he/she would be educated, or the efficient use of resources.

If we do not name your preferred school in the EHCP, we will explain why.

If we name an Educational Establishment and you decide to make your own arrangements to place your child/young person in an independent school, or to home educate him/her, we will need to be sure that the arrangements you have made are suitable. If you do this, we will write to you to explain what this means in more detail.

If you choose an Educational Establishment that is not the nearest suitable Educational Establishment your child/ young person will probably not be entitled to free home to school transport, so we will want to be sure that you can arrange for your child/young person to attend your preferred Educational Establishment. It will be a parental responsibility to provide appropriate transport to convey their child/young person to and from school. The Local Authority will not, at any time, be financially or otherwise responsible for providing transport provision.

Specialist Placements

Most children/young people with special needs go to their local mainstream setting, school or college. Special schools are for the children/young people with the most severe and complex special educational needs. There are very few unoccupied places in special schools, and it is important that these are available for the children/young people with the greatest needs.

If your preference is for your child/young person to be considered for a Special School, then you will need to also apply online through School Admissions and they will pass your application on to SEND Services who will then process your request.

List of Special Schools

Chadsgrove School

Ages: 2 to 19 years old

Address: Meadow Road, Bromsgrove, B61 0JL

Fort Royal School

Ages: 3 to 11 years.

Address: Wylds Lane, Worcester, WR5 1DR

Pitcheroak School

Ages: 4 to 19 years.

Address: Willow Way, Redditch, B97 6PQ

Regency High School

Ages: 11 to 19 years

Address: Windermere Road,
Worcester, WR4 9JL

Rigby Hall School

Ages: 3 to 18 years

Address: Rigby Lane, Bromsgrove, B60 2EP

Riversides School

Ages: 7 to 16 years (with Social, Emotional and Mental Health Difficulties)

Address: Thorneloe Road, Barbourne,
Worcester, WR1 3HZ

The Kingfisher School

Ages: 7 to 16 years (with Social, Emotional and Mental Health Difficulties)

Address: Clifton Close, Matchborough,
Redditch, B98 0HF

The Vale of Evesham School

Ages: 2 to 19 years

Address: Four Pools Lane,
Evesham, WR11 1BN

Wyre Forest School

Ages: 3 to 19 years

Address: Habberley Road,
Kidderminster, DY11 6FA

List of Schools with a Mainstream Autism Base

Abbey Park Middle School

Pershore

Beaconside Primary School

Rubery

Chaddesley Corbett Primary School

Kidderminster

Christopher Whitehead Language College

Worcester

Dyson Perrins High School

Malvern

King Charles 1 High School

Kidderminster

Meadows First School

Bromsgrove

Parkside Middle School

Bromsgrove

North Bromsgrove High School

Bromsgrove

Oldbury Park Primary School

Worcester

Pershore High School

Pershore

Tudor Grange Academy

Redditch

Walkwood Middle School

Redditch

Waseley Hills High School

Rubery

Charges and allowances

Sections 449-462 of the Education Act 1996 sets out the law on charging for school activities in schools maintained by local authorities in England. Academies (including free schools, studio schools and university technical colleges) are required through their funding agreements to comply with the law on charging for school activities. The Board of Governors/Academy Trust of each school are required to publish their determined Charging and Remissions policy within the school prospectus. Parents and carers are advised to contact the preferred school for a copy.

Guidance on charging for school activities from the Department for Education is as below:

Education

School governing bodies and local authorities, cannot charge for:

- an admission application to any state funded school - paragraph 1.9 (n) of the 'School Admissions Code 2021' rules out requests for financial contributions as any part of the admissions process;
- education provided during school hours (including the supply of any materials, books, instruments or other equipment);
- education provided outside school hours if it is part of the national curriculum, or part of a syllabus for a prescribed public examination that the pupil is being prepared for at the school, or part of religious education;
- instrumental or vocal tuition, for pupils learning individually or in groups, unless the tuition is provided at the request of the pupil's parent;
- entry for a prescribed public examination, if the pupil has been prepared for it at the school; and
- examination re-sit(s) if the pupil is being prepared for the re-sit(s) at the school.

In general, no charge can be made for admitting pupils to maintained schools. Where education is provided wholly or mainly during school hours, it should be free. It is therefore not possible to levy a compulsory charge for transport, admission costs for swimming lessons or visits to museums, etc. during school hours.

The Local Authority or Board of Governors/Academy Trust may not charge for anything unless they have drawn up a statement of general policy on charging. The Board of Governors/Academy Trust policy may be more or less generous than the LA's, as long as it meets the requirements of the law.

Voluntary Contributions

Headteachers or Board of Governors/Academy Trust may ask parents for a voluntary contribution towards the cost of:

- any activity that takes place during school hours
- school equipment
- school funds generally

The contribution must be genuinely voluntary, though, and the pupils of parents who are unable or unwilling to contribute may not be discriminated against. Where there are not enough voluntary contributions to make the activity possible, and there is no way to make up the shortfall, then it must be cancelled.

Music Tuition

Although the law states that, in general, all education provided during school hours must be free, instrumental and vocal music tuition is an exception to that rule.

The Charges for Music Tuition (England) Regulations 2007 set out the circumstances in which charges can be made for tuition in playing a musical instrument, including vocal tuition. They allow charging for tuition in larger groups than was previously the case.

Charges may now be made for vocal or instrumental tuition provided either individually, or to groups of any size, provided that the tuition is provided at the request of the pupil's parent. Charges may not exceed the cost of the provision, including the cost of the staff who provide the tuition.

Optional extras

Charges may be made for some activities that are known as 'optional extras'. Where an optional extra is being provided, a charge can be made for providing materials, books, instruments, or equipment. For a full copy of the DfE guidance visit [Charging for school activities](#).

Residential Trips

Schools are permitted to charge for the cost of board and lodging during residential school trips. This cost must not exceed the actual cost of the provision. Parents must be informed about a forthcoming visit, it must be made clear that parents who can prove they are in receipt of any of the following benefits will be exempt from paying the cost of board and lodging:

- Income Support
- income-based Jobseeker's Allowance
- income-related Employment and Support Allowance
- support under Part VI of the Immigration and Asylum Act 1999
- the guaranteed element of Pension Credit
- Child Tax Credit (provided you're not also entitled to Working Tax Credit and have an annual gross income of no more than £16,190)
- Working Tax Credit run-on - paid for 4 weeks after you stop qualifying for Working Tax Credit
- Universal Credit - household income must be less than £7,400 per year (after tax and not including any benefits you receive)

(The criteria that entitle families to an exemption from paying for the cost of board & lodging has been aligned with free school meals criteria.)

Where the trip takes place wholly or mainly during school hours, children whose parents are in receipt of a free school meal entitlement will also be entitled to the remission of these charges.

A similar entitlement applies where the trip takes place outside school hours but is necessary as part of the National Curriculum, or forms part of the syllabus for a prescribed examination that the school is preparing the pupil to sit, or the syllabus for religious education.

For a full copy of the DfE guidance visit [Charging for school activities](#).

(Information above correct at time of going to print but eligibility thresholds are reviewed regularly by central government)

Free School Meals

Please visit [Free School Meals](#) for charges and allowances information.

Worcestershire schools

How does the school system vary within the county?

All schools in the County are co-educational, and all high schools are comprehensive. However, there are different types of school and there are also differences across the County in the age groups that the schools provide for, as explained below.

Types of School

Academies (A)

Academies are publicly funded independent schools. The governing body/academy trust have responsibility for managing the academy and have responsibility for deciding the arrangements for admitting pupils including their own admissions criteria. Academies don't have to follow the national curriculum and can set their own term times. They still have to follow the same rules on admissions, special educational needs and exclusions as other state schools. Academies get money direct from the government, not the local council. They're run by an academy trust which employs the staff. Some academies have sponsors such as businesses, universities, other schools, faith groups or voluntary groups. Sponsors are responsible for improving the performance of their schools.

Free Schools (FR)

Free schools are funded by the government but aren't run by the local council. Free Schools are non-profit making, independent, state-funded schools. They're 'all-ability' schools, so can't use academic selection processes like a grammar school. Free schools can set their own pay and conditions for staff, change the length of school terms and the school day and don't have to follow the national curriculum. Free schools can be set up by charities, universities, independent schools, community and faith groups, teachers, parents and businesses. The governing body have responsibility for managing the Free School and have responsibility for deciding the arrangements for admitting pupils including their own admissions criteria.

Community (C) and Voluntary Controlled (VC) Schools

Worcestershire Local Authority (LA) is the admission authority i.e. it has responsibility for deciding the arrangements for admitting pupils to Community (C) and Voluntary Controlled (VC) schools including the admissions criteria.

Community schools are controlled by the local council and not influenced by business or religious groups.

Foundation (FD) and Voluntary Aided (VA) Schools

The governing body is the admissions authority i.e. it has responsibility for deciding the arrangements for admitting pupils including their own admissions criteria. Voluntary Aided schools have to follow the national curriculum, but they can choose what they teach in religious studies. Foundation schools and Voluntary Aided schools may have different admissions criteria and staffing policies, although anyone can apply for a place.

The individual school governing body is responsible for determining admission and appeal arrangements for Academies (A), Foundation (FD), Free (FR) and Voluntary Aided (VA) Schools. You will find details of the various admissions policies using this link: <https://www.worcestershire.gov.uk/policiesandappeals>. For more detailed information on types of school visit: <https://www.gov.uk/types-of-school>.

Elective Home Education (EHE)

Under Section 7 of the Education Act 1996 parents have a legal responsibility to provide their child with an education either by regular school attendance or Otherwise. Under this duty parents can decide to take personal, including financial, responsibility for their child's education and this is known as Elective Home Education (EHE). Information on Elective Home Education is available by telephoning: 01905 846060 or at: <https://www.worcestershire.gov.uk/homeeducation>.

Worcestershire School Organisation

In the County there are two systems: **Please refer to area information for details.**

Three-Tier System

The three-tier system consists of first schools for pupils from 4 to 8, 9 or 10 years, middle schools for pupils from 8, 9 or 10 years to 12 or 13 years, and high schools which provide for pupils of 12 or 13 years to 18 years.

Two-Tier System

In some other areas of Worcestershire, there is a two-tier system of primary schools for pupils up to the age of 11, with high schools for pupils over the age of 11.

There are also some differences in the way high schools are organised. Some schools have Sixth Forms and some do not.

How to find out about schools?

We have included key information about all Worcestershire schools (except independent schools) in this book.

If you have access to the internet you can find further information about schools, including each schools latest OFSTED report, at: <https://www.get-information-schools.service.gov.uk>.

Each school publishes its own prospectus and will have a website you can visit to find out more information.

SECTION 1

Admissions to Middle Schools

Admission authorities can review their arrangements annually. The information given in this section of the book applies only to admissions into Year 4, Year 5 or Year 6 in the school year 2025 - 2026 and may change in future years.

Please be aware:

- It is a parent/carers responsibility to ensure that their application is submitted on time.
- Living in catchment, or having a sibling already at the school gives no guarantee that your child will gain a place at the catchment school or school where the sibling is attending.
- If you are in the process of moving at the time of your application you **MUST** provide School Admissions with some firm **independent** evidence of when you will actually begin to live there. This evidence must be provided before the relevant closing date for applications. This is also applicable if you are moving property and wish to have your application considered from your new property, or wish to make changes to on time preferences after the closing date. See Section 1.7 regarding late applications and further details on moving property.

1.1 Parental Responsibility

The law allows any parent/carer that has parental responsibility for a child to express a preference as to which school they would like the child to attend. Should more than one parent have parental responsibility for a child, both parents should be in agreement over the preferences expressed prior to the application being submitted.

Where more than one parent submits an application for a child, or where there is a parent not in agreement with the preferences, the Local Authority and any admission authority applied for, legally has to comply with the preferences expressed. If this is not the same, then parents will have to seek resolution and if necessary legal resolution. It may be necessary for the courts to determine which parent can make the final decision on schooling. Failure to ensure agreement prior to submission, may result in a delay in any application being processed.

When submitting your application, as part of the terms and conditions, you will be required to confirm that parents are in agreement with the preferences expressed, **this will also apply if you wish to transfer in year**. If it is subsequently determined that agreement was not made prior to the application being submitted, it could result in the withdrawal of the offer of a place, if it is determined that the information supplied was intentionally misleading or fraudulent.

In line with GDPR legislation, we are only able to deal with the applicant. Any request for information from anyone other than the applicant, would need to be made using the **Subject Access Request Form**.

1.2 What is considered to be the Home Address for your child?

Each admission authority will have a way of determining home address. You must check with the relevant school to find out how this is defined. In the case of Community and Voluntary Controlled schools, home is defined as the only or main permanent residential address, at the closing date for applications, where the child usually resides and which is the usual address of the parent/carer with main responsibility for the child. Where parents/carers have shared responsibility, the child's home address will usually be considered to be that of the parent/carer with whom the child lives for the majority of the school week (eg three or more days out of five Monday to Friday during term-time).

Where care is split equally, parent/carers must provide independent supporting documentary evidence to prove that care is equally split. In such cases the address used will be determined by random selection (lottery). Legal and Democratic Services who are totally independent of School Admissions will supervise this process.

Documentary evidence of home address may be required, including evidence that the child and his or her main parent/carer will be resident at the address at the date of admission. An offer of a place may not be made, or may be withdrawn, if acceptable proof of residence is not provided when requested.

1.3 Which school can your child attend?

The law says that the Local Authority (LA) must give parents the chance to state their preference for the school they wish their child to attend. The law does not give parents/carers an absolute right to "choose" the school for their child. It is important to find out the name of the catchment area school for the home address of your child and you can do this by either visiting [School Admissions](#) and following the link to Find a School or by telephoning: 01905 822700.

You may apply for other schools (other than the catchment area school), including Academy, Foundation, Free or Voluntary Aided Schools. Details of the co-ordinated admissions arrangements can be found at [Determined Admission Policies 2025-2026](#).

Under Section 7 of the Education Act 1996 parents have a legal responsibility to provide their child with an education either by regular school attendance or Otherwise. Under this duty parents can decide to take personal, including financial, responsibility for their child's education and this is known as Elective Home Education (EHE). Information on Elective Home Education is made available through the [SEND Information, Advice and Support Service](#) or by telephoning: **01905 768153**.

Important Considerations for you to note:

If your child is admitted to a middle school school of your preference, your child may not have the highest priority for transfer to the related high school.

If the related high school is oversubscribed at the time of transfer, your child might then have to move in a different direction from other children attending the middle school.

Having gained admission to a middle school of your preference does not mean that younger siblings will automatically gain admission to the same school. Should the school be oversubscribed at the time of application of a younger sibling, catchment area children may have a higher priority on the oversubscription criteria.

Applications where a preference is expressed for a particular school, on time, will take precedence in relation to the school over where, a preference is expressed for a particular school, after the closing date. In both of these instances, they will have precedence over those where no preference, for a particular school, is expressed, even if that is your catchment school.

You should give careful consideration to the means by which your child will travel to school. Information about School Transport is available at [School Transport](#)

1.4 How do you apply for a place at a Middle School

The parents of ALL pupils resident in Worcestershire, including parents whose preference is for the catchment area school for the child's home address, **seeking a place** at any middle School, **including any Academy, Foundation, Free or Voluntary Aided School**, and any School outside Worcestershire, **must complete a Worcestershire online application by the closing date – 15th January 2025. If you are unable to apply online contact School Admissions on 01905 822700 for assistance.**

Worcestershire parents are invited to state three preferences. **All preferences** are treated as equal initially, and the oversubscription criteria applied to each preference. If it is possible to make a potential offer at more than one school, then the final offer will be the school ranked highest on the application. (See paragraph 1.10 below).

Please be aware that different LAs and Academies, Foundation, Free and Voluntary Aided Schools may have different admissions criteria, and therefore it is strongly advised that you ensure that you have understood the information that is available from each LA/School, before stating a preference on an application. The Admissions Criteria for Worcestershire Academy, Foundation, Free and Voluntary Aided Schools can be found at [School Admission Policies 2025-2026](#).

Please make contact with the School Admissions Teams of any of the relevant LAs, if further information is required. (The contact details for all the neighbouring LAs can be found in Part A)

Parents seeking a place at an Academy, Foundation, Free or Voluntary Aided School or schools outside Worcestershire must:

- **obtain from the school a prospectus which will explain if you need to provide/complete supplementary information/forms.**
- **complete a Worcestershire online application naming your school preferences.**

The parents of pupils resident outside Worcestershire, but who wish to apply for a place at any Worcestershire school, must complete an application provided by the “home” LA. (The “home” LA is defined as the Local Authority relevant to the child’s home address). The “home” LA will ensure that the application details are passed onto Worcestershire LA for consideration in the allocation of school places. If you are not resident in Worcestershire, then you should obtain admission details from your home LA, even if your preferences include schools within Worcestershire. You can find the contact details for other Local Authorities on page 6.

It is very important that applications are received no later than the date indicated in paragraph 1.9.

Late applications are always considered, though it may not be possible to allocate a place in the school you prefer, if it is oversubscribed, even if the school is the catchment area school for your child’s home address – (See paragraph 1.11 about late applications).

You should inform the Headteacher of the allocated school, and School Admissions if you are withdrawing your application for any reason. School Admissions and the Headteacher must be notified immediately of any change in the child’s home address. Independent documentary evidence will be required. Please note the deadlines for receiving this information are in line with the policy on late applications, including late changes to on time applications –(see paragraph 1.7).

1.5 When should you apply?

Places in reception classes are allocated on the basis of applications received on or before the closing date of:

15th January 2025 for admissions in the school year September 2025 to August 2026.

Parents who do not wish their children to start until they have reached compulsory school age must discuss their intentions with the school, and must also apply for a school place by **15th January 2025**, so that their application can be considered. (See also paragraph 1.3 to 1.5 above).

From 1st September 2024 until the closing date 15th January 2025 applications can be made by at School Admissions. If you do not have access to the internet please contact School Admissions on 01905 822700.

Details/preferences on an online application can be amended and re-submitted right up until the closing date, 15th January 2025. (Remember to resubmit any changes you make and keep a copy of the email you receive to confirm the submission)

Any requests to amend details/preferences after the closing date, must be made in writing or sent via email to School Admissions. **Any such requests will only be accepted where:**

- a. where a family have just moved address, (Section 4- living in a catchment area);
2. where it is agreed by School Admissions, that individual circumstances apply and the delay was reasonable given the circumstances of the case;

In all circumstances, independent supporting documentary information will need to be provided.

For applications after the closing date, including late changes to on time preferences, please refer to paragraph 1.7 below.

If you are not resident in Worcestershire, then you must apply through your 'home' Local Authority, even if your preferences include schools within Worcestershire.

PROOF OF APPLICATION – It is the parent/carers responsibility to ensure a receipt is obtained when making an application.

PLEASE RETAIN ANY RECEIPT AS PROOF OF APPLICATION

Applications made online will receive a return receipt via email once the application has been submitted. **(PLEASE RETAIN AS PROOF OF SUBMISSION)**

Paper application forms have a detachable receipt – see form for details.
(PLEASE RETAIN AS PROOF OF SUBMISSION)

The Local Authority will not accept that an application form has been submitted unless you can provide either of the above as proof. This will mean that your application will be classed as Late.

1.6 How are places allocated?

School Admissions will send details to its Academy, Foundation, Free and Voluntary Aided Schools, of all applications received for that school, irrespective of ranking, for initial consideration, **and also to neighbouring LAs**, who will then apply their own oversubscription criteria.

School Admissions will then receive the outcome of these initial considerations, and will compare against lists of potential offers at other schools nominated on the application, to identify any pupils, who may potentially be offered more than one place. If this is the case, then the single offer will be the higher ranked school on the application.

If no place is available at your second or third preference schools as well, or if you have not expressed a second/ third preference, the Home Local Authority will name an alternative school with places available. This will normally be the nearest school to where you live that still has available places. It is therefore very important to use your three preferences to try and ensure you do not receive an offer at a school you do not wish your child to attend.

1.7 What if you are applying or want to change your application after the closing date – Late Applications?

To make an application after the closing date of 15th January 2025, you will need to make a late application online or you can contact us via email at schooladmissions@worcestershire.gov.uk or by contacting **01905 822700 if you need assistance.**

Between 16th January 2025 and 28th February 2025, it is likely that a number of late applications (this includes all requests to amend applications previously submitted) will be received. The Council has agreed in its' co-ordinated scheme to accept late applications, or changes to on time applications, for Community and Voluntary Controlled Schools within Worcestershire, within this time-frame, and treat them as being on time, only in the following circumstances;

- a. where a family have just moved address, (Section 4 - living in a catchment area);
- b. where it is agreed by School Admissions, that individual circumstances apply and the delay was reasonable given the circumstances of the case;

In each case independent supporting documentary evidence will need to be submitted with the application. In all other circumstances, or if the application is not **received until after 28th February 2025, late applications (including late changes to on time applications), will receive a lower priority, and will only be considered after the applications received (or deemed to be) on time.**

NB. If the late application is for an Academy, Foundation, Free or Voluntary Aided School, or a school outside Worcestershire, it will be necessary to refer to the late application policy of the school or the LA, in whose area the school is located.

All applications received after 28th February 2025 for the intake year, must be submitted to School Admissions, and will be processed as soon as possible. An offer, or refusal of a school place, will be given by School Admissions, on behalf of the relevant admission authority.

If making an application after the start of the Autumn Term (1st September 2025) please refer to [**In-Year Transfer Booklet**](#).

1.8 Who has responsibility for the allocation of places?

For Community and Voluntary Controlled Schools, decisions are made by School Admissions. The Headteacher of the school involved is **not** in a position to offer your child a place. For Academy, Foundation, Free and Voluntary Aided Schools decisions are made by the **governing body/trust** of the individual schools. For explanation of school types – see Section 8A Glossary.

1.9 When are decisions made?

Offers will be issued on **16th April 2025**. They will be issued direct to parents, by School Admissions, even if it is on behalf of the governing body of an Academy, Foundation, Free or Voluntary Aided School, or a school in a neighbouring LA.

In the few cases, where it may not be possible to offer a place at any of the preferences nominated on the application, a place will normally be offered at the nearest school with places still available.

The acceptance or decline of the offer must be made by the date specified.

For pupils not resident in Worcestershire, the offer or refusal will be sent direct to parents by the home LA, even if it is for a school in Worcestershire.

1.10 Waiting Lists

If your application for your preferred school is unsuccessful, you will have the opportunity to go onto a waiting list.

You should be aware that a school waiting list is an active document. As parents request for their children to be included on the list the position of an individual child already on the list can change. A waiting list does not give priority based simply on the date an application was added to the list, priority is based on the oversubscription policy of the school.

Waiting lists for Academy, Foundation, Free and Voluntary Aided Schools, are maintained by the individual schools and parents will need to contact the school directly, to establish the waiting list procedure in place at those schools.

Waiting lists for Community and Voluntary Controlled Schools, are maintained by School Admissions, and parents will automatically be added to the waiting list if they are refused a place. These waiting lists will be maintained until the 31st December 2025. If parents have not been offered a place by that time they will need to request their child be added to any waiting list maintained from 1st January 2026 onwards.

Important Information:

- All parents will be given a date by which they must respond to their offer of a school place, this gives every parent the opportunity to request to go onto waiting lists. If you have not already applied for a particular school and wish to be considered for the waiting list, you **MUST** make an application, and if refused will be added to the waiting list. Once the response date has gone past, the waiting lists will be collated and prioritised in line with the published admission arrangements. This is likely to take a number of weeks, depending on the number of requests.
- Once the waiting lists are collated and prioritised, School Admissions will begin the process of reallocating any vacancies for Community and Voluntary Controlled Schools. School Admissions will also be notified by any Academy, Foundation, Free and Voluntary Aided Schools of any vacancies and new allocations from waiting lists, to be made on behalf of their Governors/Trusts.
- School Admissions will contact you directly if they are able to offer a place to your child from any waiting list.
- You will only be contacted with regards to an offer and would ask that you allow School Admissions sufficient time to deal with all requests and new offers. This is likely to be 4 weeks after the deadline date for responses.
- After that stage you will be able to find out your child's position on any waiting list, but not before.

1.11 Can I appeal against the refusal of a place at my preferred school?

Community and Voluntary Controlled Schools (including Sixth Forms)

If the parental preference cannot be met, you may, if you wish, appeal against the decision. Appeals by parents, setting out the grounds upon which the appeal is made, should be submitted in writing to School Admissions, by the deadline published on the Worcestershire County Council website at [**Appealing an Admissions Decision**](#). Appeals are heard by an independent appeal panel and whether your appeal is successful is likely to depend on the merits of your case.

1.12 Second Appeal

The Code of Practice on School Admission Appeals, Section 5 (page 23) covers the issue of second appeals for the same school in the same school year. "Appellants do not have the right to a second appeal for the same school for the same academic year unless, in exceptional circumstances, the admission authority accepts a second application because of a significant and material change in circumstances."

Academy, Foundation, Free and Voluntary Aided Schools

Separate appeals procedures and arrangements exist to consider decisions by Academy, Foundation, Free and Voluntary Aided Schools. The arrangements are published by the Governors/Trust of the schools and should be obtained from the school directly. All admission appeals must be heard by an independent panel, with no connection to the school.

1.13 What happens if you are moving into a new area?

Where families with children of school age are moving into a new area, parents should at the earliest opportunity either enquire at schools in the area or contact the Local Authority School Admissions Section in the area. You will be required to provide independent documentary evidence as proof of move to support any application you may make.

If your move falls outside of the normal admissions round then please refer to the In-Year Admissions Booklet. Please be aware that in the case of In-Year Admissions, we are unable to reserve places in the event that further applications may be received, this means we will not be able to process your application more than 6 weeks in advance of the date you require the place.

Please be aware that some schools may well already be full at the time of your application.

1.14 How many children may be admitted to each school?

The County Council has a duty to ensure the provision of efficient education and the efficient use of resources. Schools cannot be permitted to become over-crowded. The number of pupils that may be admitted to a school in the relevant year group (Reception intake in the case of First/Primary Schools) is known as the **Published Admission Number (PAN)**. **NB Please be aware that this number is not necessarily for other year groups in the school.**

Details are given in Section 6 of this book for the Reception intake in 2025. (As at time of completion July 2024)

1.15 Children of UK service personnel (UK Armed Forces)

The School Admissions Code specifies that, for families of service personnel with a confirmed posting to their area, or crown servants returning from overseas to live in that area, admission authorities must:

- a. allocate a place in advance of the family arriving in the area (as long as one is available), provided the application is accompanied by an official letter that declares a relocation date. Admission authorities **must not** refuse to process an application and **must not** refuse a place solely because the family do not yet have an intended address, or do not yet live in the area.
- b. use the address at which the child will live when applying their oversubscription criteria, as long as the parents provide some evidence of their intended address. Admission authorities **must** use a Unit or quartering address as the child's home address when considering the application against their oversubscription criteria, where a parent requests this.

- c. **not** reserve blocks of places for these children.
- d. ensure that arrangements in their area support the Government's commitment to removing disadvantage for service children. Arrangements **must** be appropriate for the area and be described in the local authority's composite prospectus.

In the case of Community and Voluntary Controlled Schools, the admission arrangements ensure that the application is accepted in advance and the address is accepted as if the child were resident at that address immediately. Should any vacancy exist then that place can be allocated in advance. This is in line with the mandatory requirements of the Code. **However, where no vacancy exists the approved admissions policy does not admit these children above the PAN.** The arrangements in place are considered appropriate for Community and Voluntary Controlled Schools in Worcestershire, where very few applications under these circumstances are received. In the case of an Academy, Foundation, Free and Voluntary Aided Schools you will need to contact the schools directly to find out how they deal with this type of application.

1.16 Admission of Children outside of their normal age group

Parents may seek a place for their child outside of their normal age group, for example, if the child is gifted and talented or has experienced problems such as ill health, effectively in the year group below or above their chronological age group.

In the case of a Community or Voluntary Controlled School the Local Authority must make the decision based on the circumstances of each case and in the best interests of the child concerned. In the case of a Community or Voluntary Controlled School the Local Authority will request the head teacher of the school to take account of the parent's views; information about the child's academic, social and emotional development; where relevant, their medical history and the views of a medical professional; whether they have previously been educated out of their normal age group; and whether they may naturally have fallen into a lower age group if it were not for being born prematurely.

in order to reach a decision as to whether or not it is appropriate for the individual child to delay or accelerate their entry into school and be taught permanently behind or ahead of their chronological age group. The reasons for the decision must be clearly set out.

In the case of Community and Voluntary Controlled schools, the Local Authority is the Admission Authority and any decision made for this type of school will apply to all Community and Voluntary Controlled schools within the same educational setting. Academy, Voluntary Aided, Foundation and Free schools are own Admission Authority schools and can, if required make their own decision. There is no guarantee that the decision will be honoured by all other admission authorities.

This process must be completed in advance of the closing date of 15th January 2025, in the event that the delayed or accelerated entry is not approved, parents will need to make an application in time for the 2025 intake. Should the delayed or accelerated entry be approved you will receive details of how to proceed with an application.

Please be aware that even if delayed or accelerated entry is agreed, the normal admission arrangements apply and there is no guarantee of a place. You should therefore give careful consideration to requesting delayed or accelerated entry.

If this is something you wish to discuss further then please contact 01905 822700. Further information can be found in our [**Policy on Delayed and Accelerated Transfer**](#)

SECTION 2

Applications on behalf of children arriving from overseas

In most cases, foreign national children in the UK have the right to attend schools in England. School admission authorities must not refuse to admit a child on the basis of their nationality or immigration status nor remove them from roll on this basis. It is the responsibility of parents to check that their children have a right, under their visa entry conditions, to study at a school.

Children aged under 18 can enter the UK, as a dependant of a foreign national who has settled status in the UK, as a dependant of their parent(s) who are in the UK on a work visa or Student visa, or who are part of a family entering or residing in the UK under the immigration route for British National (Overseas) citizens and their dependants.

These dependant children are entitled to enter the country and can study at a state-funded or independent school once in the UK. Dependant children of a person on the BN(O) route must make an application, under the BN(O) immigration route, at the same time as their parent(s). Dependant children who do not arrive in the UK at the same time as their parents, would need to apply for a visa separately as a dependant child.

Processing applications from parents moving to England

Parents who are not UK or Irish nationals should check they, and their children, have a right to reside in the UK before applying for a school place in England. It is not the responsibility of the admission authority or co-ordinated local authority to check.

A school admission authority cannot refuse to admit a child until the school to which the parents have applied is full (it has reached its published admission number). Parents who are moving or returning to the UK and who apply for a place in England must therefore have their applications for state-funded schools considered. Where a place is refused, admission authorities must offer an appeal to an independent appeals panel.

If an application is made from another country, local authorities should consider the application as adequate proof of an intention to move or return to the area and include it within the local authority co-ordinated process.

A local authority should not refuse an application made from overseas (or from Scotland, Wales, Northern Ireland, the Isle of Man or the Channel Islands), on the grounds that the applicant does not currently live in its area.

Establishing 'home' address

Each admission authority will have a way of determining home address. You must check with the relevant school to find out how this is defined. In the case of Community and Voluntary Controlled schools, home is defined as the only or main residential address, at the closing date for applications, where the child usually resides and which is the usual address of the parent/carer with main responsibility for the child.

If you are in the process of moving to live in the relevant catchment area at the time of your application you need to provide School Admissions with some firm **independent evidence** of when you will actually begin to live there. This evidence must be provided before the relevant closing date for applications. This is also applicable if you are moving property and wish to have your application considered from your new property.

- If your move involves the **purchase of a property** you will need to provide appropriate written **independent evidence** (in the form of a letter from your solicitors) that contracts for the purchase have been exchanged and of the actual or expected completion date.
- If your move involves the **renting of a property** you will need to provide appropriate written **independent evidence** (eg from an estate agent or solicitor) of the tenancy agreement or lease including the start date.
- If your move involves your **returning to live in a property you already own** you will need to provide appropriate written **independent evidence** of the date when you will resume living in the property and that you intend to remain living there for the present.
- If your move involves any **other circumstances** you will need to provide appropriate written **independent evidence** of the date when you begin to live there, the arrangements you will have for living there and the length of time for which you envisage staying there.

Admission authorities must consider all applications and should not refuse an application simply because a parent or child currently lives in another country.

Withdrawing offers of places

When an application is made from an address in another country, the local authority and/or school may ask for evidence before the school year to confirm that the child now lives in the area. If the child does not attend school on the first day of term, the admission authority could remove the offer and allocate the place to a child on the waiting list.

Before taking this action, the admission authority will contact the parent(s) to give them an opportunity to explain why there has been a delay in taking up the place and find out when the child might begin attending.

Paragraph 2.12 of the School Admissions Code states that: 'An admission authority must not withdraw an offer unless it has been offered in error, a parent has not responded within a reasonable period of time, or it is established that the offer was obtained through a fraudulent or intentionally misleading application. Where the parent has not responded to the offer, the admission authority must give the parent a further opportunity to respond and explain that the offer may be withdrawn if they do not.'

If the school does not receive a response even then, the Pupil Registration Regulations 2006 (as amended) allow it to remove the child from the roll after 20 school days. The local authority or admission authority can then allocate the vacant place to a child on the waiting list.

SECTION 3

Children Looked After and Previously Looked After Children – Information for Parents/Carers and Social Workers

Definition

'Looked after' means all those currently in the care of a Local Authority or accommodated by a Local Authority under Section 22(1) of the Children Act 1989 and children who were previously in the care of or accommodated by a Local Authority but immediately after being looked after, became subject to an adoption¹, a child arrangements order² or special guardianship order³ and includes those children who appear to have been in state care outside of England and ceased to be in state care as a result of being adopted.

By children previously in state care outside of England, we mean children who have been looked after outside of England by a public authority, a religious organisation or another provider of care whose sole purpose is to benefit society. The care may have been provided in orphanages or other settings.

Independent supporting evidence will be required to be provided with the application.

When choosing schools parents/carers/Social Workers should consider the following:

- Schools should have a 'Good' or 'Outstanding' Ofsted rating.
- Schools with a 'Requires Improvement' rating should only be applied for in exceptional circumstances - speak to Virtual School caseworker for advice.
- Schools with an 'Inadequate' rating should not be applied for.
- Ensure the travel time to the school is acceptable given the needs of the child.
- Consider applying for the nearest Good or Outstanding School that can meet the needs of the child.

Social Workers should ensure the following:

- Read the current Personal Education Plan (PEP) to gather information about the specific needs of the child.
- Ensure the Care Order Status is up to date and ready for inclusion in the application.
- Know the educational needs of the child including SEN status (EHCP, SEN Support).
- Know details about child/young person's medical needs.
- Understand the ways in which each school can support the educational needs of the young person.

1 This includes children who were adopted under the Adoption Act 1976 (Sec 12 adoption orders) and children who were adopted under the Adoption and Children Act 2002 (Sec 46 adoption orders)

2 Child arrangements orders are defined in Sec 8 of the Children Act 1989, as amended by Sec 12 of the Children and Families Act 2014. Child arrangements orders replace residence orders and any residence order in force prior to 22 April 2014 is deemed to be a child arrangements order.

3 See Section 14A of the Children Act 1989 which defines a 'special guardianship order' as an order appointing one or more individuals to be a child's special guardian (or special guardians).

Prior to applying for a school place, Parents/Carers/Social Workers must have an Initial conversation to discuss the child/young person with the school's Designated Teacher.

Consideration must be given to what the school/s can offer and how they can meet the child's/young person's needs. The decision regarding the most appropriate school/s for the child/young person must be based on all gathered evidence and discussions with the Virtual School and WCF school admissions team, in conjunction with determining if this is the nearest Good or Outstanding School that can meet those needs.

Social Care MUST include the Virtual School case worker and then WCF Admissions Team (if in Worcestershire) at this stage of the admissions process in order to support the best outcome.

How to apply – for a place in a Middle School

For children with an Education, Health & Care Plan (EHCP), a school move can only take place following a review of the Plan at the current school and consultation(s) with the school(s) that are being considered. This will be led by the local authority SEND team where the child/young person resides, not School Admissions. DO NOT follow the process set out below.

Parent/carers of **ALL** pupils resident in Worcestershire, including parents whose preference is for the catchment area school for the child's home address, seeking a place at any middle school, including any Academy, Foundation, Free or Voluntary Aided School, and any school outside Worcestershire, must complete a Worcestershire online application by the closing date – **15th January 2025**. If you are unable to apply online contact School Admissions on 01905 822700 for assistance.

- For a place at any mainstream school either in Worcestershire or outside of Worcestershire, parents/carers must apply by using the **Citizen Portal** which must be submitted to the School Admissions Team.
- Some Voluntary Aided, Academy, Foundation or Free schools may require parents to fill in a supplementary form which may request information that allows them to apply their oversubscription criteria. If schools use a supplementary form these must be consulted on and published and are also available from the Local Authority.
- A supplementary form, where required, must be submitted with the application. It will not be regarded as a valid application unless the parent/carer has also completed this form.
- List the school preferences in order of preference – this order will be established through conversations with the school/s prior to making the application. It may transpire that only one, or two schools meet the child/young person's needs, if this is the case only make an application for these schools – you don't need to complete all three choices if this is not appropriate.
- Give clear reasons why the application is being made for the particular school/s. State clearly why these schools meet the child/young person's needs to a greater extent than other schools, including that they are the nearest 'good' or 'outstanding' school. If only one school is deemed suitable detailed reasons will need to be given.
- Ensure all sections are completed and additional information provided by the Virtual School, is included in the application before submitting.

School Admissions will send details to its Academy, Foundation, Free and Voluntary Aided schools, of all applications received for that school, irrespective of ranking, for initial consideration, and also to neighbouring LAs, who will then apply their own oversubscription criteria.

School Admissions will then receive the outcome of these initial considerations, and will compare against lists of potential offers at other schools nominated on the application, to identify any pupils, who may potentially be offered more than one place. If this is the case, then the single offer will be the higher ranked school on the application.

For Community and Voluntary Controlled Schools, decisions are made by School Admissions. The Headteacher of the school involved is not in a position to offer your child a place. For Academy, Foundation, Free and Voluntary Aided Schools decisions are made by the governing body/trust of the individual schools.

Offers will be issued direct to parents/carers on **16th April 2025**. The offer will be made by School Admissions, even if it is on behalf of the governing body of an Academy, Foundation, Free or Voluntary Aided School, or a school in a neighbouring LA.

SECTION 4

Glossary

Academy (A)

Academies are publicly funded independent schools. The governing body/academy trust have responsibility for managing the academy and have responsibility for deciding the arrangements for admitting pupils including their own admissions criteria. Academies don't have to follow the national curriculum and can set their own term times. They still have to follow the same rules on admissions, special educational needs and exclusions as other state schools.

Academies get money direct from the government, not the local council. They're run by an academy trust which employs the staff. Some academies have sponsors such as businesses, universities, other schools, faith groups or voluntary groups. Sponsors are responsible for improving the performance of their schools.

Catchment Area School

It is the school allocated to take children for the geographical area within which your address falls. It is likely to be the school nearest to your home address but this will not always be the case.

Community School (C)

Schools which are wholly owned and maintained by the Local Authority. The Local Authority is the admission authority, it has responsibility for deciding arrangements for admitting pupils. Community schools are controlled by the local council and not influenced by business or religious groups.

Comprehensive School

A school catering for pupils of all aptitudes and abilities.

Compulsory School Age

A child reaches compulsory school age on the prescribed day following his/her fifth birthday (or on his/her fifth birthday if it falls on a prescribed day). The prescribed days are 31 December, 31 March and 31 August.

Curriculum

The curriculum consists of all of the learning opportunities provided by the school, many of which take place in the classroom under the direct control of the teacher, supplemented by a range of activities outside the classroom including educational visits and field studies.

Deferred Entry

There is flexibility for parents who do not feel their child is ready to start school before compulsory school age. They may defer the date their child is admitted to school until later in the school year following their fourth birthday, providing they do not defer beyond the point at which they reach compulsory school age, or beyond the start of the final term of that school year.

Delayed Entry

Children born in the summer term, are not required to start school until a full year after the point at which they could first have been admitted – the point at which other children in their age range are beginning year 1. Should the parent wish their child to be admitted to reception, rather than year one, they may request that they are admitted out of their normal age group. In any circumstance where a parent requests their child is admitted out of their normal age group, the admission authority must make a decision on the basis of the circumstances of the case and in the best interests of the child concerned.

Designated school

Every address in Worcestershire is within a school catchment area and that school is then normally the designated school for that area, for school transport purposes. Please note, that even though school catchment areas may change, the designated school is determined by the Local Authority for transport purposes and this remains unchanged.

Distance Measurement

Each admission authority will have their own way of determining distance to school. You must check with the relevant school to find out how this will be done. In the case of Community and Voluntary Controlled schools this is a straight line measurement using the GeoCode Points for each property and the GeoCode point for the School. The Local Authority use a software package called Arcview GIS to determine distance. Ordnance Survey supply the co-ordinates that are used to plot an address within this system.

Feeder Schools

Within each area a pyramid of schools exists. Feeder schools are schools which share the catchment area to the next phase of school within the same pyramid and may be named feeder schools in some admission arrangements. Details of each pyramid showing all the appropriate feeder schools are displayed in Section 5 of this book. Please note not all schools use the Feeder School connection in their admission arrangements. **Please ensure that you check the admission policy for any Academy, Foundation, Free or Voluntary Aided School to ensure you are aware of any feeder school links named in the policies.**

Foundation School (FD)

Schools which are maintained by the Local Authority. The Governing Body is the employer and the admissions authority. The schools land and buildings are either owned by the Governing Body or by a charitable foundation.

Free Schools (FR)

Free schools are funded by the government but aren't run by the local council. Free Schools are non-profit making, independent, state-funded schools. They're 'all-ability' schools, so can't use academic selection processes like a grammar school. Free schools can set their own pay and conditions for staff, change the length of school terms and the school day and don't have to follow the national curriculum. Free schools can be set up by charities, universities, independent schools, community and faith groups, teachers, parents and businesses. The governing body have responsibility for managing the Free School and have responsibility for deciding the arrangements for admitting pupils including their own admissions criteria.

Home Address

Each admission authority will have a way of determining home address. You must check with the relevant school to find out how this is defined. In the case of Community and Voluntary Controlled schools, home is defined as the only or main residential address, at the closing date for applications, where the child usually resides and which is the usual address of the parent/carer with main responsibility for the child. Where parents/carers have shared responsibility, the child's home address will usually be considered to be that of the parent/carer with whom the child lives for the majority of the school week (eg three or more days out of five Monday to Friday during term-time). Further information can be found in [Section 5 on page 37](#).

Independent School

Independent schools charge fees to attend instead of being funded by the government. Pupils don't have to follow the national curriculum. All private schools must be registered with the government and are inspected regularly.

Local Authority (LA)

The local government body responsible for the organisation and maintenance of the education service in its area. In Worcestershire this responsibility is either undertaken by or commissioned by the County Council.

Maintained Special School

A school often referred to as a Special School. Special Schools are provided by the Local Authority for those pupils with Special Educational Needs (SEN), whose needs cannot be met by mainstream schools.

Oversubscribed

When parental requests for places in a year group in a school exceeds the number of places available.

Parental Responsibility

All mothers and most fathers have legal rights and responsibilities as a parent - known as 'parental responsibility'. A mother automatically has parental responsibility for her child from birth. A father usually has parental responsibility if he is married to the child's mother or listed on the birth certificate.

Published Admission Number (PAN)

The number of pupils to be admitted to the **first** year group of a school.

Reasonable Distance

The LA follows the DfE guidance on best practice which states "the maximum each way length of journey for a child of primary school age **might** be considered to be 45 minutes: whilst a child of secondary school age might be expected to travel up to 75 minutes each way. Similarly, a child's special educational needs and/or disability might be such that it implies a shorter maximum journey time.

Sibling

Each admission authority will have their own definition of sibling. You must check with the relevant school what this is. In the case of Community and Voluntary Controlled schools the definition of a sibling, as well as brother and sister will include half-siblings, adopted children, step-siblings or a child of the parent/carers partner. They must also be living at the same home address. Children who are brought together as a family by a civil partnership and who are living at the same address, are also considered to be siblings. In order to qualify for the sibling the older sibling must already be in attendance at the time of application and still on roll at the time of admission of the younger sibling.

Voluntary Aided School (VA)

Schools which are maintained by the Local Authority, with a foundation (generally religious) which appoints most of the Governing Body. The Governing body is the admissions authority. These schools have to follow the national curriculum, but they can choose what they teach in religious studies. They may have different admissions criteria and staffing policies, although anyone can apply for a place.

Voluntary Controlled School (VC)

Schools which are maintained by the Local Authority, with a foundation (generally religious) which appoints some – but not most – of the Governing Body. The Local Authority is the admissions authority.

SECTION 5

Living in a school catchment area or moving property

Home Address

Each admission authority will have a way of determining home address. You must check with the relevant school to find out how this is defined. In the case of Community and Voluntary Controlled schools, home is defined as the only or main residential address, at the closing date for applications, where the child usually resides and which is the usual address of the parent/carer with main responsibility for the child. Where parents/carers have shared responsibility, the child's home address will usually be considered to be that of the parent/carer with whom the child lives for the majority of the school week (eg three or more days out of five Monday to Friday during term-time).

Where care is split equally, parent/carers must provide supporting documentary evidence to prove that care is equally split. In such cases the address used will be determined by random selection (lottery). Legal and Democratic Services who are totally independent of School Admissions will supervise this process. Documentary evidence of home address may be required, including evidence that the child and his or her main parent/carer will be resident at the address at the date of admission. An offer of a place may not be made, or may be withdrawn, if acceptable proof of residence is not provided when requested.

1. In order to qualify as living within the catchment area of a given school, School Admissions will need to be satisfied that you actually do live within that area or property at the relevant closing date and at the time of admission.
2. If you are in the process of moving to live in the relevant catchment area at the time of your application you need to provide School Admissions with some firm independent evidence of when you will actually begin to live there. This evidence must be provided before the relevant closing date for applications. This is also applicable if you are moving property and wish to have your application considered from your new property. See Section 1.7 regarding late applications and late changes to on time applications.
 - If your move into the catchment area or moving property involves the purchase of a property you will need to provide appropriate written independent evidence (in the form of a letter from your solicitors) that contracts for the purchase have been exchanged and of the actual or expected completion date.
 - If your move into the catchment area or moving property involves the renting of a property you will need to provide appropriate written independent evidence (eg from an estate agent or solicitor) of the tenancy agreement or lease including the start date.
 - If your move into the catchment area or moving property involves your returning to live in a property you already own you will need to provide appropriate written independent evidence of the date when you will resume living
 - in the property and that you intend to remain living there for the present.
 - If your move into the catchment area or moving property involves any other circumstances you will need to provide appropriate written independent evidence of the date when you begin to live there, the arrangements you will have for living there and the length of time for which you envisage staying there.

3. Please note that unless the written evidence which you provide proves, to the satisfaction of School Admissions, that you will actually have commenced living in the catchment area or the new property by the relevant admission date for your child at the school to which you have applied, your application cannot be considered as a catchment priority within the criteria of the admissions policy or considered based on the new property.
4. Please also note confirmation of living within the catchment area or new property does not guarantee a place for your child at the relevant school.
5. It is vital that you inform School Admissions of any change of your address throughout the admission process.

Independent evidence will always be required.

Where information provided by the parents in support of their preference is found to be fraudulent or intentionally misleading this could lead to the withdrawal of any place that has been allocated. If you knowingly give false information in order to obtain a particular school place you could be guilty of an offence under the Perjury Act 1911. **Due to problems in previous years it may be necessary for School Admissions to carry out checks to confirm that information given in relation to children's home addresses is genuine. Parents may be asked to produce documentary evidence of the address.**

SECTION 6

Information about Worcestershire Middle Schools

Key to Columns

Type: Categorisation of school - Section 3 for further description.

A	=	Academy
C	=	Community
FR	=	Free
FD	=	Foundation
VA	=	Voluntary Aided
VC	=	Voluntary Controlled

N.B. *At time of publication a number of schools are applying to become Academies and the school status maybe subject to change.

DfE No: Department for Education (DfE) school number. All school numbers in Worcestershire have the prefix of 885, which is the Authority number allocated by the DfE.

PAN: Published Admission Number
The number of children which can be admitted to a school in the relevant year group (Year 5 intake or Year 6 intake in the case of Middle Schools). The PAN is agreed by the governing body of the school. The figures set for the admissions year 2025/2026 are shown.

NOR: Total number of pupils on roll at the school in January 2024.

BROMSGROVE AREA - SECONDARY MIDDLE SCHOOLS Age Range 9-13 (Years 5-8)			
Type & DfE No.	School Name & Address Telephone & Email Address	PAN	NOR Jan 2024
A 4575	Alvechurch C.E. Middle School Birmingham Road, Alvechurch, Birmingham, B48 7TA Tel: 0121 445 1033 office@alvechurch.worcs.sch.uk	120	440
C 4401	Aston Fields Middle School Drummond Road, Bromsgrove, Worcs. B60 2ET Tel: 01527 876026 office@astonfields.worcs.sch.uk	150	597
A 4402	Catshill Middle School Meadow Road, Catshill, Bromsgrove, Worcs. B61 OJW Tel: 01527 872431 office@catshill-middle.worcs.sch.uk	120	393

BROMSGROVE AREA - SECONDARY MIDDLE SCHOOLS

Age Range 9-13 (Years 5-8)

Type & DfE No.	School Name & Address Telephone & Email Address	PAN	NOR Jan 2024
C 4403	Parkside Middle School Stourbridge Road, Bromsgrove, Worcs. B61 0AH Tel: 01527 873660 office@parkside.worcs.sch.uk	150	604
A 5404	St John's C.E. Middle School Academy Watt Close, Bromsgrove, Worcs. B61 7DH Tel: 01527 832376 school@st-johns-bromsgrove.worcs.sch.uk	150	651

DROITWICH AREA - MIDDLE DEEMED PRIMARY SCHOOLS

Age Range 9-12 (Years 5-7)

Type & DfE No.	School Name & Address Telephone & Email Address	PAN	NOR 3 Jan 2024
C 2916	Westacre Middle School Ombersley Way, Droitwich, Worcs. WR9 0AA Tel: 01905 772795 office@westacre.worcs.sch.uk	150	451
A 2042	Witton Middle School 29-31 Old Coach Road, Droitwich, Worcs. WR9 8BD Tel: 01905 773362 office@witton.worcs.sch.uk	150	401

EVESHAM AREA - SECONDARY MIDDLE SCHOOLS

Age Range 10-13 (Years 6-8)

Type & DfE No.	School Name & Address Telephone & Email Address	PAN	NOR Jan 2024
C 4408	Blackminster Middle School Station Road, South Littleton, Evesham, Worcs. WR11 8TG Tel: 01386 830311 office@blackminster.worcs.sch.uk	130	271
A 4400	Bredon Hill Academy Elmley Road, Ashton under Hill, Evesham, Worcs. WR11 7SW Tel: 01386 881426 enquiries@bredon.worcs.sch.uk	162	486
VC 4576	St. Egwin's C.E. Middle School Worcester Road, Evesham, Worcs. WR11 4JU Tel: 01386 446924 admin@st-egwins.worcs.sch.uk	150	448

EVESHAM AREA - SECONDARY MIDDLE SCHOOLS

Age Range 10-13 (Years 6-8)

Type & DfE No.	School Name & Address Telephone & Email Address	PAN	NOR Jan 2024
A 4018	The De Monfort School Four Pools Road, Evesham, Worcs. WR11 1DQ Tel: 01386 442060 office@tdms.worcs.sch.uk	120	859

PERSHORE AREA - MIDDLE DEEMED PRIMARY SCHOOLS

Age Range 9-12 (Years 5-7)

Type & DfE No.	School Name & Address Telephone & Email Address	PAN	NOR Jan 2024
C 2906	Abbey Park Middle School Abbey Road, Pershore, Worcs. WR10 1DF Tel: 01386 552667 office@abbeyparkmiddle.worcs.sch.uk	84	93
A 3208	*St. Barnabas C.E. First & Middle School Stonebow Road, Drakes Broughton, Pershore, Worcs. WR10 2AW Tel: 01905 840366 office@st-barnabasfirstmiddle.worcs.sch.uk	51	194
A 3205	St. Nicholas C.E. Middle School Main Street, Pinvin, Pershore, Worcs. WR10 2ER Tel: 01386 554196 office@pinvinfed.co.uk	112	182

* St Barnabas CE First & Middle School - external candidates only

REDDITCH AREA - SECONDARY MIDDLE SCHOOLS

Age Range 9-13 (Years 5-8)

Type & DfE No.	School Name & Address Telephone & Email Address	PAN	NOR Jan 2024
A 4418	Birchensale Middle School Bridley Moor Road, Batchley, Redditch, Worcs. B97 6HT Tel: 01527 68430 enquiries@birchensale.worcs.sch.uk	180	582
A 4427	Church Hill Middle School Wood Piece Lane, Church Hill, Redditch, Worcs. B98 9LR Tel: 01527 585580 office@churchill.worcs.sch.uk	120	431

REDDITCH AREA - SECONDARY MIDDLE SCHOOLS

Age Range 9-13 (Years 5-8)

Type & DfE No.	School Name & Address Telephone & Email Address	PAN	NOR Jan 2024
A 4009	Ipsley CE Middle Winyates Way, Winyates, Redditch, Worcs. B98 0UB Tel: 01527 525725 office@ipsleyacademy.co.uk	150	649
A 5401	St. Bede's Catholic Middle School (Academy) Holloway Lane, Redditch, Worcs. B98 7HA Tel: 01527 525916 stb-reception@stb.magnificat.org.uk	160	652
A 4579	Walkwood Church of England Middle School Feckenham Road, Headless Cross, Redditch, Worcs. B97 5AQ Tel: 01527 543361 office@walkwoodms.worcs.sch.uk	168	662
A 4436	Woodfield Academy Studley Road, Redditch, Worcs. B98 7HH Tel: 01527 527081 office@woodfield.bmat.co.uk	150	578

Dates of Open Events at Worcestershire Middle Schools

The table below tells you what date each school will hold its open event. It is in alphabetical order within district. Full details of each open event including dates of any visits during the day can be found on the individual schools website.

Town	School Name and Website Address	Date and Time of Open Event
Bromsgrove	Alvechurch CE Middle School www.alvechurchmiddle.co.uk	Tuesday 19 November 2024
	Aston Fields Middle School www.astonfields.worcs.sch.uk	Please refer to school website
	Catshill Middle School www.catshill-middle.worcs.sch.uk	Tuesday 12 November 2024 Tuesday 19 November 2024 9-10am, 11am-12pm
	Parkside Middle School www.parkside.worcs.sch.uk	Please refer to school website
	St John's CE Academy Middle School www.st-johns-bromsgrove.worcs.sch.uk	Please refer to school website
Droitwich	Westacre Middle School www.westacre-middle-school.co.uk	Thursday 3 October 2024
	Witton Middle School www.witton.worcs.sch.uk	Thursday 26 September 2024 Open Evening
Evesham	Blackminster Middle School www.blackminster.worcs.sch.uk	Thursday 3 October 2024 6-8pm
	Bredon Hill Academy www.bredon.worcs.sch.uk	Tuesday 22 October 2024 6-8pm
	The De Montfort School www.tdms.worcs.sch.uk	Thursday 26 September 2024
	St Egwin's CE Middle School www.st-egwins.worcs.sch.uk	Wednesday 23 October 2024
Pershore	Abbey Park Middle School www.abbeyparkmiddle.worcs.sch.uk	Friday 4 October 2024 9-11.30am
	St. Barnabas CE First & Middle School www.st-barnabasfirstmiddle.worcs.sch.uk	Wednesday 6 November 2024 9-10am, 2-3pm, 6-7pm
	St. Nicholas' CE Middle School www.st-nicholas.worcs.sch.uk	Reception: Monday 17 June 2024, 5-6pm Year 5 and Year 7: Thursday 20 June 2024, 6pm

Town	School Name and Website Address	Date and Time of Open Event
Redditch	Birchensale Middle School www.birchensale.worcs.sch.uk	Thursday 3 October 2024 5.30-7.30pm
	Church Hill Middle School www.churchill.worcs.sch.uk	Wednesday 23 October 2024
	Ipsley CE Middle School www.ipsleyacademy.co.uk	Thursday 24 October 2024
	St. Bede's Catholic Middle School (Academy) www.st-bedes.worcs.sch.uk	Tuesday 22 October 2024
	Walkwood Church of England Middle School www.walkwoodms.worcs.sch.uk	Please refer to school website
	Woodfield Academy www.woodfield.worcs.sch.uk	Monday 7 October 2024 6-8pm

These dates are correct at the time of completion (July 2024).

SECTION 7

Area Pyramids indicating feeder schools and SEN Accessible Mainstream Schools

Key Notes– Color coding

- Schools with reasonable access to the curriculum and supporting accommodation, and Bathroom Management Area (BMA).
- Schools where access to the curriculum and supporting accommodation is limited. These schools do not have a BMA.
- Schools where building work is on site or planned to be carried out
- Schools which have challenging accessibility issues or are yet to be assessed for specific PD accessibility purposes.

Bewdley Pyramid

The Bewdley Area comprises the Town of Bewdley together with the civil parishes of:

Bayton, Bewdley, Kidderminster Foreign, Mable, Ribbesford, Rock, Upper Arley

High Schools	● The Bewdley School and Sixth Form Centre
Named Feeder Schools	<ul style="list-style-type: none">● Bayton CE Primary● Bewdley Primary● Far Forest Lea Memorial CE Primary● Primary St Anne's CE Primary● Upper Arley CE Primary

Notes

There are two catchment area High schools for children living within the Bayton and Mable civil parishes. The Bewdley School and Sixth Form Centre and Lacon Childe High School which is in Shropshire.

Bromsgrove Pyramid

The Bromsgrove Area comprises the Town of Bromsgrove together with the civil parishes of:

Alvechurch, Barnt Green, Belbroughton (Part) - Dordale and Fairfield, Beoley, Bourneheath, Catshill, Cofton Hackett (Part) - Kendall End Road to Cofton Church Lane, Dodderhill (Part), Dodford and Grafton, Finstall, Hanbury, Lickey (Part), Stoke Prior, Wythall (Part)

High Schools	● North Bromsgrove High	● South Bromsgrove High	● North Bromsgrove High and South Bromsgrove High
Named Feeder Schools	● Catshill Middle ● Parkside Middle	● Aston Fields Middle ● St Johns CE Middle School Academy	● Alvechurch CE Middle

Middle Schools	● Alvechurch CE Middle	● Aston Fields Middle	● Catshill Middle	● Parkside Middle	● St Johns CE Middle School Academy
Named Feeder Schools	● Beoley First ● Blackwell First ● Crown Meadow First ● St Andrew's CE First	● Charford First ● Finstall First ● Hanbury CE First ● Stoke Prior First	● Catshill First and Nursery ● Fairfield First ● Lickey End First	● Dodford First ● Meadows First ● The Orchards School	No named feeder schools

The following schools do not have any feeder school links to middle schools in Bromsgrove

- Millfields First
- St Peter's Catholic First*

* St Peter's Catholic First - Please refer to end of Section for pyramid arrangements relating to Catholic Schools.

Droitwich Pyramid

The Droitwich Area comprises Droitwich Spa together with the civil parishes of:

Dodderhill (Part), Doverdale, Elmbridge, Elmley Lovett, Hadzor (Part), Hampton Lovett, HindlipHuddington (Part), Martin Hussingtree, North Claines (Part), Oddingley (Part), Ombersley, Rushock, Salwarpe, Tibberton, Upton Warren, Westwood

High Schools	● Droitwich Spa High
Named Feeder Schools	● Westacre Middle ● Witton Middle

Middle Schools	● Westacre Middle	● Witton Middle
Named Feeder Schools	● Chawson Community First ● Cutnall Green CofE Primary ● Ombersley Endowed First ● St Peter's Droitwich CofE Academy ● Sytchampton Endowed Primary ● Tibberton CE First ● Westlands First ● Wychbold First & Nursery	● Chawson Community First ● Hindlip CE First ● St Peter's Droitwich CofE Academy ● Westlands First

The following schools do not have any feeder school links to middle schools
● St Joseph's Catholic Primary*

* St Joseph's Catholic Primary - Please refer to end of Section for pyramid arrangements relating to Catholic Schools

Evesham Pyramid

The Evesham Area comprises the Town of Evesham together with the civil parishes of:

Abbots Morton, Aldington, Ashton under Hill, Aston Somerville, Badsey, Beckford, Bickmarsh, Birlingham (see note i below), Bredon, Bredon's Norton, Bretforten, Bricklehampton, Broadway, Charlton, Childswickham, Church Lench, Cleeve Prior, Conderton, Cropthorne, Eckington, Elmley Castle, Harvington, Hinton on the Green, Honeybourne, Kemerton, Netherton, Norton and Lenchwick, North and Middle Littleton, Offenham, Overbury, Pebworth, Rous Lench, Sedgeberrow, South Littleton, Wickhamford

High Schools		
	● Prince Henry's High	● The De Montfort School
Named Feeder Schools		
	● Bredon Hill Academy ● St Egwin's CE Middle	● Bengeworth Academy ● Blackminster Middle ● St Andrew's CE First** ● St Richard's CE First

Middle Schools			
	● Bredon Hill Academy	● St Egwin's CE Middle	● Blackminster Middle
Named Feeder Schools			
	● Ashton under Hill First ● Bredon Hancock's Endowed CE First ● Broadway First ● Cropthorne with Charlton CE First ● Eckington CE First* ● Elmley Castle CE First ● Overbury CE First ● St Mary's Catholic Primary Broadway ● Sedgeberrow CE First	● Church Lench CE First ● Harvington CE First ● St Andrew's CE First** ● Swan Lane First	● Badsey First ● Bretforton Village School ● Cleeve Prior CE First ● Offenham CE First ● Pebworth First ● The Littletons School

The following schools do not have any feeder school links to middle or high schools

- Honeybourne Primary
- St Mary's Catholic Primary***

* Eckington CE First has part of its catchment area feeding into Drakes Broughton St. Barnabas in the Pershore pyramid

** St. Andrew's CE First has part of its catchment area feeding into St Egwin's Middle and part feeding into The De Montfort School

*** St Mary's Catholic Primary - Please refer to end of Section for pyramid arrangements relating to Catholic Schools

i) Children resident in Birlingham are part of a shared catchment area with Eckington C.E. First in the Evesham area and Defford-cum-Besford C.E. First in the Pershore area. This shared catchment area also applies to the Middle and High schools of Bredon Hill Academy and Prince Henry's High in the Evesham area and St Barnabas C.E. First and Middle, Drakes Broughton and Pershore High School.

Hagley Pyramid

The Hagley Area comprises the civil parishes of:

Belbroughton (Part) - (excluding Dordale and Fairfield), Broome , Churchill and Blakedown, Clent, Hagley, Romsley





















High Schools	● Haybridge High School and Sixth Form
Named Feeder Schools	<ul style="list-style-type: none">● Belbroughton CE Primary & Nursery● Blakedown CE Primary● Clent Parochial Primary● Hagley Primary● St Kenelm's CE Primary

Please refer to end of Section for pyramid arrangements relating to Catholic Schools, including Hagley Catholic High School.

Kidderminster Pyramid

The Kidderminster Area comprises the Town of Kidderminster together with the civil parishes of:

Chaddesley Corbett, Stone, Wolverley, Cookley

High Schools	 Baxter Business and Enterprise College	 Holy Trinity School	 King Charles I	 Wolverley CE Secondary
Named Feeder Schools	 Birchen Coppice Primary  Foley Park Primary  Franche Community Primary  St John's CE Primary  Sutton Park Primary	No named feeder schools	 Chaddesley Corbett Endowed Primary  Comberton Primary  Heronswood Primary  Offmore Primary  St George's CE Primary	 Cookley Sebright Primary  St Catherine's CE Primary  St Mary's CE Primary  St Oswald's CE Primary  Wolverley Sebright Primary
The following schools do not have any feeder school links to high schools in Kidderminster				
 St Ambrose Catholic Primary*				

NB Holy Trinity School is a Free School in Kidderminster that does not have any feeder school links.

* St Ambrose Catholic Primary - Please refer to end of Section for pyramid arrangements relating to Catholic Schools

Malvern Pyramid

High Schools

● Dyson Perrins CE High

● The Chase

- Callow End CE Primary
- Great Malvern Primary
- Grove Primary
- Leigh & Bransford Primary
- Madresfield CE Primary
- Malvern Parish CE Primary
- Malvern Vale Primary
- Malvern Wells CE Primary
- Northleigh CE Primary
- Powick CE Primary
- Rushwick CE Primary
- St James' CE Primary
- St Joseph's Catholic Primary
- St Matthias CE Primary
- Somers Park Primary
- Suckley Primary
- Wyche CE Primary











NB The High Schools in Malvern do not have feeder school as part of their admission arrangements.

Please refer to end of Section for pyramid arrangements relating to Catholic Schools

Martley Pyramid

The Martley area comprises of the following civil parishes:

Droitwich Abberley, Astley and Dunley, Broadheath, Broadwas, Clifton on Teme, Cotheridge, Doddenham, Great Witley, Grimley, Hallow, Hillhampton, Holt, Kenswick, Knightwick, Little Witley, Lower Sapey, Lulsley, Martley, Pensax, Shelsley Beauchamp, Shelsley Kings, Shelsley Walsh, Shrawley, Stanford with Orleton, Stockton on Teme, Wichenford, plus the Menith Wood locality in the civil parish of Lindridge, plus the Crown East locality in the civil parish of Rushwick.

High Schools	
Named Feeder Schools	 The Chantry School
	 Abberley Parochial Primary
	 Astley CE Primary
	 Broadheath CE Primary
	 Broadwas CE Primary
	 Clifton upon Teme Primary
	 Great Witley CE Primary
	 Grimley & Holt CE Primary
	 Hallow CE Primary
	 Martley CE Primary

Please refer to end of Section for pyramid arrangements relating to Catholic Schools

Pershore Pyramid

The Pershore Area comprises the Town of Pershore together with the civil parishes of:

Abberton, Besford, Birlingham (see note i below), Bishampton, Bredicot, Broughton Hackett, Churchill, Cookhill (Part), Crowle, Defford, Dormston, Drakes Broughton and Wadborough, Fladbury, Flyford Flavell, Grafton Flyford, Great Comberton, Hadzor (Part), Hill and Moor, Himbleton, Huddington (Part), Inkberrow, Kington, Little Comberton, Naunton Beauchamp, North Piddle, Norton Juxta Kempsey, Oddington (Part), Peopleton, Pinvin, Pirton, Spetchley, Stock and Bradley (Part), Stoulton, Strensham, Throckmorton, Upton Snodsbury, White Ladies Aston, Wick, Wyre Piddle

High Schools		● Pershore High		
Named Feeder Schools		<ul style="list-style-type: none"> ● Abbey Park Middle ● Flyford Flavell Primary School ● Inkberrow Primary ● Norton Juxta Kempsey Primary ● Orchard Primary ● St Barnabas CE First & Middle ● St Nicholas' CE Middle 		
Middle Schools		● Abbey Park Middle	● St Barnabas CE First & Middle	● St Nicholas' CE Middle
Named Feeder Schools		<ul style="list-style-type: none"> ● Abbey Park First and Nursery ● Orchard Primary 	<ul style="list-style-type: none"> ● Defford cum Besford CE First ● Eckington CE First * ● Norton Juxta Kempsey CE Primary 	<ul style="list-style-type: none"> ● Crowle CE First ● Fladbury CE First ● Flyford Flavell Primary ● Himbleton CE Primary ● Inkberrow Primary ● Pinvin CE First ● Upton Snodsbury CE First

The following schools do not have any feeder school links to middle or high schools in Pershore

 Holy Redeemer Catholic Primary*

Notes on Admissions











Children resident in Birlingham are part of a shared catchment area with Eckington C.E.First in the Evesham area and Defford-cum-Besford C.E.First in the Pershore area. This shared catchment area also applies to the Middle and High schools of Bredon Hill Academy and Prince Henry's High in the Evesham area and St Barnabas C.E.First and Middle, Drakes Broughton and Pershore High School.



















* Holy Redeemer Catholic Primary - Please refer to end of Section for pyramid arrangements relating to Catholic Schools

Redditch Pyramid



The Redditch Area comprises the Town of Redditch together with the civil parishes of:

Bentley Paucefoot, Cookhill (Part), Feckenham, Stock and Bradley, Tutnall and Cobley

High Schools	 Ridgeway Secondary	 Arrow Vale High	 Trinity High School and Sixth Form Centre	 Tudor Grange Academy Redditch
Named Feeder Schools	 Astwood Bank Primary  Feckenham CE Primary  Webheath Academy	 Church Hill Middle  Ipsley CE Middle	 Birchensale Middle  Walkwood Church of England Middle  Woodfield Academy	No named feeders

Middle Schools	 Birchensale Middle	 Webheath Academy	 Ipsley CE Middle	 Walkwood Middle	 Woodfield Academy
Named Feeder Schools	 Batchley First  Holyoakes Field First  St Luke's CE First  St Stephen's CE First  Tardebigge CE First	 Abbeywood First  Moon's Moat First	 Matchborough First Academy  Arrow Valley First  Tenacres First	No named feeders	 Oak Hill First  St George's CE First  Woodrow First

The following schools do not have any feeder school links to middle or high schools

-  The Vaynor First
-  The Crabbs Cross Academy

* Woodrow First - the catchment area for Woodrow First school is within the designated catchment area for Tudor Grange Academy Redditch at high school age. Parents should be aware there is no catchment area priority to Trinity High School from within the Woodrow First catchment area.

** Webheath Academy Primary – the catchment area for Webheath Academy Primary School is within the designated shared catchment area for Trinity High and Tudor Grange Academy Redditch.

*** Walkwood Church of England Middle School does not have feeder school as part of its admission arrangements.

Please refer to end of Section for pyramid arrangements relating to Catholic Schools including St Bede's Catholic Middle School.

Rubery Pyramid

The Rubery Area comprises Rubery (that part falling within the administrative county of Worcester) together with the civil parishes of: Cofton Hackett (Part), Frankley (Part), Lickey (Part)

High Schools	● Waseley Hills High School & Sixth Form Centre
Named Feeder Schools	<div>● Beaconside Primary and Nursery</div> <div>● Holywell Primary and Nursery</div> <div>● Lickey Hills Primary</div>

Stourport Pyramid

The Stourport Area comprises the Town of Stourport together with the civil parish of:

Hartlebury

High Schools

● The Stourport High School & Sixth Form Centre

Named Feeder Schools

No named feeders

The following schools do not have any feeder school links to middle or high schools

- St Wulstan's Catholic Primary**
 - St Bartholomew's CE
 - Stourport
 - Burlish Park
 - Wilden All Saints CE
 - Hartlebury CE
 - Lickhill

* Pupils at Sytchampton Endowed Primary School can choose to transfer to a Middle school for year 5 in Droitwich or remain at the school, transferring to a High school for year 7 in Stourport or elsewhere.

** St Wulstan's Catholic Primary - Please refer to end of Section for pyramid arrangements relating to Catholic Schools

Tenbury Pyramid

The Tenbury Area comprises of the Parish of Tenbury together with the civil parishes of:

Bockleton, Eastham, Hanley, Knighton on Teme, Kyre, Lindridge*, Rochford, Stoke Bliss

High Schools	<div><div></div> Tenbury High Ormiston Academy</div>
Named Feeder Schools	<div><div></div> Lindridge, St Lawrence's CE Primary</div> <div><div></div> Tenbury CE Academy</div>

*Pupils in the Menith Wood locality in the civil parish of Lindridge attend schools in the Martley area

Sixth Form Education for Tenbury pupils is provided in Ludlow, Shropshire

Upton Pyramid

The Upton upon Severn area comprises of the Town of Upton upon Severn together with the civil parishes of:

Berrow, Birtsmorton, Bushley, Castlemorton, Croome D’Abitot, Earl’s Croome, Eldersfield, Hanley Castle, Hill Croome, Holdfast, Kempsey, Longdon, Pendock, Pendock (Det.), Queenhill, Ripple, Severn Stoke, Welland

High Schools	● Hanley Castle High
Named Feeder Schools	<div>● Castlemorton CE Primary</div> <div>● Eldersfield Lawn CE Primary</div> <div>● Hanley Swan St Gabriel's with St Mary's CE Primary</div> <div>● Kempsey Primary</div> <div>● Pendock CE Primary</div> <div>● Upton upon Severn CE Primary</div> <div>● Welland Primary</div>

Worcester Pyramid

The Worcester City Area comprises the City of Worcester together with the civil parishes of:

North Claines as it extends beyond the city boundary, except that in part of the parish to the east of the railway line and north of the A449 road; the excepted part is contributory to the Droitwich area. Whittington is also included within the Worcester City area.

High Schools	● Bishop Perowne CE College*	● Christopher Whitehead Language College	● Nunnery Wood High	● Tudor Grange Academy Worcester
Named Feeder Schools	No named feeder schools	<ul style="list-style-type: none"> ● Hallow CE Primary ● Honeywell Primary ● Oldbury Park Primary ● Pitmaston Primary ● Rushwick Primary ● St Clement's CE Primary ● Our Lady Queen of Peace Catholic Primary 	<ul style="list-style-type: none"> ● Cherry Orchard Primary ● Lyppard Grange Primary ● Nunnery Wood Primary ● Perry Wood Primary & Nursery ● Red Hill CE Primary ● Stanley Road Primary ● Whittington CE Primary 	<ul style="list-style-type: none"> ● Tudor Grange Academy Primary Perdiswell

The following schools do not have any feeder school links to high schools

- Carnforth Primary
- Claines CE Primary
- Cranham Primary
- Hollymount School
- Northwick Manor Primary
- North Worcester Primary Academy
- Oasis Academy Warndon
- St Barnabas CE Primary
- St George's CE Primary
- St George's Catholic*
- St Joseph's Catholic*

* St George's Catholic Primary & St Joseph's Catholic Primary - Please refer to end of Section for pyramid arrangements relating to Catholic Schools.

Wythall Pyramid

The Wythall Area comprises the civil parish of Wythall.

High Schools	● Woodrush High School
Named Feeder Schools	● Meadow Green Primary ● The Coppice Primary

Notes on Admissions

Please refer to end of Section for pyramid arrangements relating to Catholic Schools

Catholic Arrangements

High Schools		● Blessed Edward Oldcorne Catholic College*	● Hagley Catholic High**	● Redditch St Augustine's Catholic High
Named Feeder Schools		<ul style="list-style-type: none"> ● Broadway St Mary's Catholic Primary ● Droitwich St Joseph's Catholic Primary ● Evesham St Mary's Catholic Primary ● Malvern St Joseph's Catholic Primary ● Pershore Holy Redeemer Catholic Primary ● Worcester Our Lady Queen of Peace Catholic ● Worcester St George's Catholic Primary ● Worcester St Joseph's Catholic Primary 	<ul style="list-style-type: none"> ● Kidderminster St Ambrose Catholic Primary ● Stourport St Wulstan's Catholic Primary 	<ul style="list-style-type: none"> ● Redditch, St. Bede's Catholic Middle ● Walkwood Church of England Middle School
Middle Schools		● Redditch, St. Bede's Catholic Middle		
Named Feeder Schools		<ul style="list-style-type: none"> ● Bromsgrove St Peter's Catholic First ● Redditch Our Lady of Mount Carmel Catholic First ● Redditch St Thomas More Catholic First 		

NB The admission criteria of feeder school arrangements does not apply to the schools covered by catholic arrangements as these schools determine their own admissions policy.

St. Peter's Catholic First School is situated in the South Bromsgrove area. The school is officially part of the Redditch Catholic pyramid but it does admit sizeable numbers of non-Catholic children who subsequently move on to the schools in the South Bromsgrove Pyramid.

* Blessed Edward Oldcorne Catholic College also name a number of Church of England Schools as feeder schools.

** Hagley Catholic High also has feeder schools which are outside of the county of Worcestershire.

Please see the full admission arrangements for further details.

Useful links

Early Help

www.worcestershire.gov.uk/earlyhelpfamilysupport

School Transport

www.worcestershire.gov.uk/schooltransport

School Term and Holiday dates

www.worcestershire.gov.uk/termdates

Find a School

www.worcestershire.gov.uk/schoolsearch

Free School Meals

www.worcestershire.gov.uk/freeschoolmeals

Admission Policies 2025/2026 - Middle Schools

www.worcestershire.gov.uk/council-services/childrens-services/schools-education-and-learning/apply-school-place/school-admissions-policies/admissions-policies-2025-2026