










NOTES

ALL DIMENSIONS AND LEVELS ARE TO BE CHECKED ON SITE

ANY DISCREPANCIES ARE TO BE REPORTED TO THE ARCHITECT BEFORE ANY WORK COMMENCES

THIS DRAWING SHALL NOT BE SCALED TO ASCERTAIN ANY DIMENSIONS WORK TO FIGURED DIMS ONLY

THIS DRAWING SHALL NOT BE REPRODUCED WITHOUT EXPRESS WRITTEN PERMISSION FROM AFL LTD.

LEGEND		LEGEND	
	Building Line		New Trees
	Front Drives		Playing Field
	Rear Gardens		Village Green
	Employment Area		Public Open Space
	Primary Routes		Green Infrastructure
	Active Travel Routes		Blue Infrastructure
	Car Parking		Water
	Utility Areas		Buffer Landscape
	Existing Woodland		Orchard
	Woodland Buffer		Semi-Natural Grassland

P7	22/08/2024	Masterplan revised following substantial changes to all parcels, updated to reflect Land Use Budget Plan.
P6	11/10/2023	Masterplan revised following feedback, active travel routes indicated.
P5	03/10/2023	Illustrative Masterplan updated following revisions to overall layout, highways and village centre.
rev	date/initials	description

project  
Lea Castle Village

location  
Wolverhampton Road, Kidderminster

client  
Homes England

**AFL Architects**  
1st Floor  
St Georges House  
56 Peter Street  
Manchester UK  
M2 3NQ  
t: +44(0)161 236 6263  
f: +44(0)161 236 6484  
w: [www.afl-architects.com](http://www.afl-architects.com)  
e: [mail@afl-uk.com](mailto:mail@afl-uk.com)  
London office  
t: +44 (0)20 3096 9263

key plan

drawing title  
Illustrative Masterplan

dwg purpose  
Planning

scale	1:5000	drawn	DC	checked	GB
@ sheet size	A3	rev date		22/08/2024	
204116	20104	P7			
job number	drawing number	revision			