



WORCESTERSHIRE
SCHOOL
ADMISSIONS
2025-26



Information for parents

Admissions to an Existing Year Group

2024/2025

Find out more online:

www.worcestershire.gov.uk/schooladmissions



worcestershire
county council

Contents

Letter from the Assistant Director for Education, Early Years, Inclusion and Place Planning	4
How do I apply?	5
Contact details	5
Worcestershire School Admissions	5
Contact details for Neighbouring Authorities	6
Applying online	7
Important things to remember	8
SENDIASS - Supporting Worcestershire Families	9
Worcestershire Libraries	10
Charges and allowances	11
Education	11
Voluntary Contributions	11
Music Tuition	12
Optional extras	12
Residential Trips	12
Free School Meals	12
Worcestershire schools	13
How does the school system vary within the county?	13
Types of School	13
Worcestershire School Organisation	14
SECTION 1	15
In-Year Transfers to all Schools	15
SECTION 2	24
Applications on behalf of children arriving from overseas	24
SECTION 3	26
Children Looked After and Previously Looked After Children – Information for Parents/Carers and Social Workers	26
How to apply – for a place in an existing year group	28
SECTION 4	30
Glossary	30
SECTION 5	34
Living in a school catchment area or moving property	34

SECTION 6 36

Worcestershire First/Primary, Middle and Secondary Schools	36
Bewdley.....	36
Bromsgrove.....	37
Droitwich.....	40
Evesham	41
Hagley	45
Kidderminster	46
Malvern	49
Martley.....	51
Pershore.....	52
Redditch.....	55
Rubery	58
Stourport.....	59
Tenbury	60
Upton-upon-Severn	61
Worcester City	62
Wythall	65

SECTION 7 66

Bewdley Pyramid	66
Bromsgrove Pyramid	67
Droitwich Pyramid	68
Evesham Pyramid	69
Hagley Pyramid.....	71
Kidderminster Pyramid	72
Malvern Pyramid	73
Martley Pyramid	74
Pershore Pyramid	75
Redditch Pyramid	77
Rubery Pyramid	79
Stourport Pyramid	80
Tenbury Pyramid	81
Upton Pyramid	82
Worcester Pyramid.....	83
Wythall Pyramid	84
Catholic Arrangements	85

Useful links 86

Early Help	86
School Transport.....	86
School Term and Holiday dates	86
Find a School.....	86
Free School Meals	86
Admission Policies 2024-25	86

Letter from the Assistant Director for Education, Early Years, Inclusion and Place Planning

Dear Parent/Carer

Information for Parents and Carers

Worcestershire County Council's Children's Services have "good education for all" as one of its priority values and the information in this booklet is intended to help you to access the full range of educational provision available for your child.

Deciding which school you would like to name as your preferred school for your son or daughter is an exciting opportunity, but it can also be somewhat daunting. There is a great range and diversity of schools often within the same immediate locality.

The simplest and most direct way to form a view on what best suits your child is usually to contact the Headteacher of your local school. Your local Headteacher will be delighted to provide you with details about the school to help you make an informed choice. Many schools also have open days to showcase the school's facilities, so I encourage you to attend these or to arrange a visit.

We support and encourage all schools to have good safeguarding arrangements, to have an Early Help Offer to support their students and families and to be inclusive of children with additional needs, so look out for these in schools that you are considering, they may well be of help to you now or in the future.

Many thousands of pupils and students each year enjoy and achieve in their education in Worcestershire and have successfully moved on to further education and or to have employment and fulfilling careers. We hope you and your child will be equally delighted with the educational opportunities available to your child.

Yours sincerely



Sarah Wilkins

Assistant Director for Education, Early Years, Inclusion and Place Planning

How do I apply?

- Apply online at [School Admissions](#)
- If you do not have access to the internet, you can get online at any one of the 21 Worcestershire libraries. To find your nearest library, visit [Find my library](#).
- Library staff can support Worcestershire Library members who need assistance using computers. For further information on becoming a member at [Worcestershire Libraries](#)
- Or telephone School Admissions on 01905 822700 if you need assistance.

Contact details

Worcestershire School Admissions

Address:

School Admissions
Worcestershire County Council
County Hall
Spetchley Road
Worcester
WR5 2NP

Website:

www.worcestershire.gov.uk/SchoolAdmissions

Email:

schooladmissions@worcestershire.gov.uk

Telephone:

01905 822700

Contact details for Neighbouring Authorities

Parents who wish to consider schools maintained by other authorities are strongly advised to contact the local authority concerned to obtain information about those schools. Please note there may be different admission policies in operation.

Birmingham LA (DfE No. 330)

Schools Admissions and Fair Access Service
Children and Families Directorate
Birmingham City Council
PO Box 16513
Birmingham B2 2FF

Tel: 0121 303 1888

Email: admissions@birmingham.gov.uk

Dudley LA (DfE No. 332)

Children's Services Directorate
School Admissions Service
The Council House Priory Road Dudley DY1 1HF

Tel: 0300 555 2345

Email: admissions.cs@dudley.gov.uk

Gloucestershire LA (DfE No. 916)

Co-ordinated Admissions
Education Planning & Infrastructure
Gloucestershire County Council
Shire Hall
Westgate Street
Gloucester GL1 2TP

Tel: 01452 425407

Email: school.admissions@gloucestershire.gov.uk

Herefordshire LA (DfE No. 884)

School Admissions
Plough Lane Offices, Plough Lane Hereford HR4 0LE

Reception admissions: 01432 260926 / 261574

Phase Transfer: 01432 260925

In Year Transfer: 01432 260927

Email: schooladmissions@herefordshire.gov.uk

Web: www.herefordshire.gov.uk

Shropshire LA (DfE No. 893)

School Admissions Team Correspondence
Address Shropshire Council
Shire Hall Abbey Foregate Shrewsbury SY2 6ND

Tel: 03456 789008

Email: school-admissions@shropshire.gov.uk

Solihull LA (DfE No. 334)

School Admissions Team Council House
Manor Square Solihull B91 3QB

Tel: 0121 704 6693

Email: admissions@solihull.gov.uk

Staffordshire LA (DfE No. 860)

School Admissions and Transport Service 2
Staffordshire Place
Stafford ST16 2DH

Tel: 0300 111 8007

Email: admissions@staffordshire.gov.uk

Warwickshire LA (DfE No. 937)

School Admissions Service
Children, Young People and Families Directorate
Shire Hall
Warwick
CV34 4RL

Tel: 01926 414143

Email: admissions@warwickshire.gov.uk

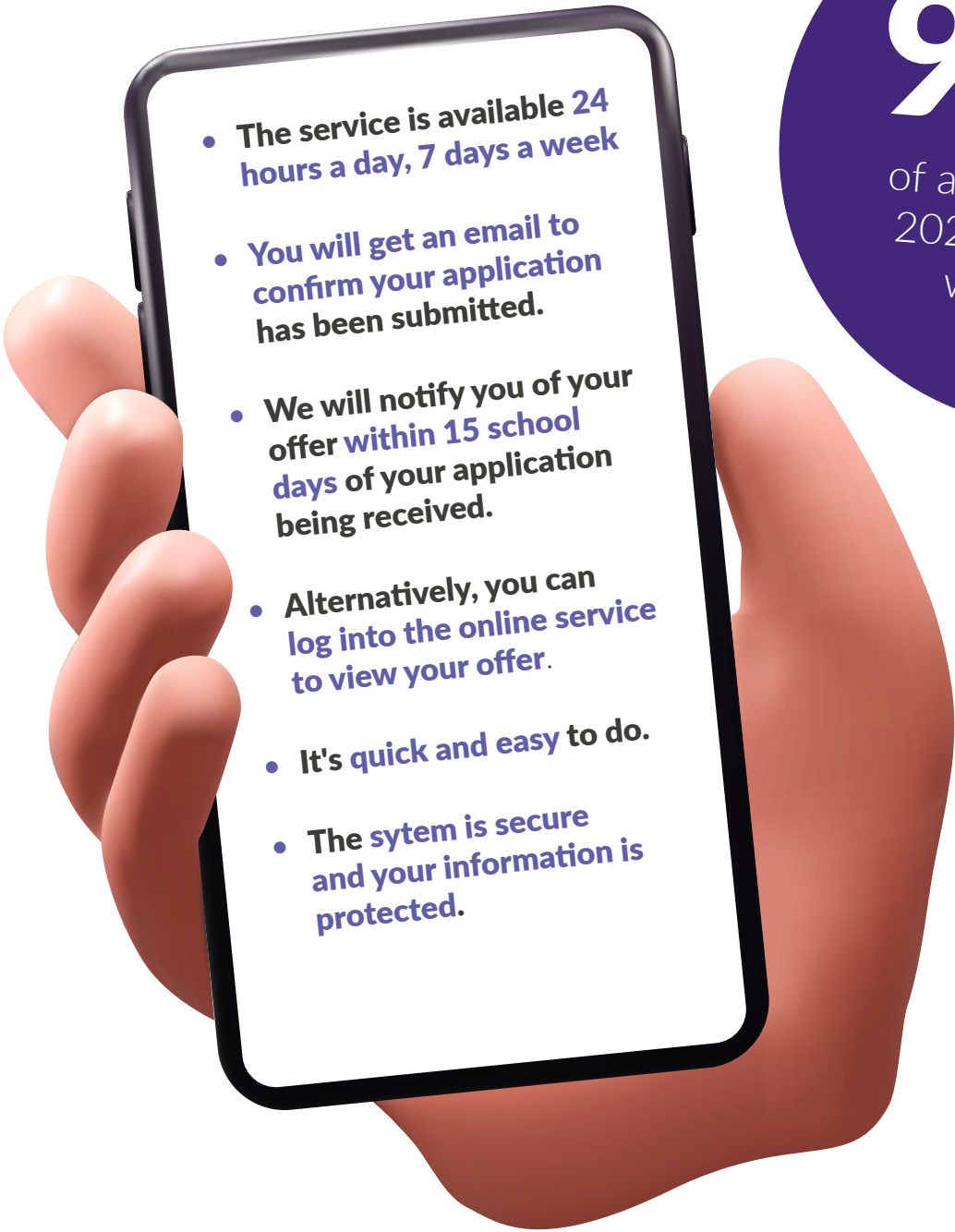
Applying online

It's quick, it's easy and it's safe.

As a Worcestershire resident you can make your application online using Worcestershire's online application service.

[Citizen Portal - Sign in \(worcestershire.gov.uk\)](https://www.worcestershire.gov.uk/citizen-portal/sign-in)

The benefits of applying online are:

- 
- The service is available **24 hours a day, 7 days a week**
 - You will get an email to confirm your application has been submitted.
 - We will notify you of your offer **within 15 school days** of your application being received.
 - Alternatively, you can log into the online service to view your offer.
 - It's quick and easy to do.
 - The sytem is secure and your information is protected.

99%

of applications for
2023 admissions
were made
online

**“It's easier
doing it
online than
it is filling
out a form
by hand”**

**“Very smooth
and easy
process”**

Important things to remember

- You must make an application, even if you have an elder child already attending your preferred school.
- You can name up to six schools on your application. You are strongly advised to use all six preferences to increase your chance of getting a preferred school.
- Understand the admission arrangements for each of your preferences. This will enable you to assess what order of priority will be given for each preference.
- Be realistic about the schools you apply for. It's recommended that you include your catchment school as one of your preferences. However please note that you are not guaranteed a place at your catchment school. Check out which is your catchment school using this link. [Worcestershire County Council School Catchment search](#)
- Don't put schools as a preference if you would be unhappy with the offer of a place at that school. It would be a waste of a preference if you were offered a place at a school that you would not be happy with your child attending.
- The order in which you list the schools is only used if you could be offered a place at more than one school. In this case, you would be offered whichever of those schools was highest on your application form.
- Having gained admission for one child at a school does not guarantee a younger child will be admitted. Should the school be oversubscribed at the time of application of a younger sibling, catchment area may have a higher priority on the oversubscription criteria.
- Having gained admission to a school of your preference, does not mean your child will have highest priority for transfer to the related middle or high school. If the related middle or high school is oversubscribed at the time of transfer, your child might then have to move in a different direction from other children currently attending the same school.

SENDIASS - Supporting Worcestershire Families



Information, Advice
and Support Service
**Herefordshire &
Worcestershire**

**Do you have a child/young person
with a Special Educational
Need or Disability (SEND)?**

**Do you think your child might have
Special Educational Needs (SEN)?**



**SENDIASS provides FREE, impartial & confidential information,
advice and support on all matters relating to children and
young people (0-25) who have or may have SEND**

We can help you if...

- You have concerns about your child's progress at their education setting
- You would like to know more about the support available for children with SEND and their families
- You would like to know more about Herefordshire's and Worcestershire's SEND policies and procedures
- You need information and guidance on the Education, Health and Care Plan (EHCP) process

Call:

01905 768153

(24hr answerphone service available)

Contact us:

**Monday - Friday
8.30am - 4pm**

Email:

SENDIASS@worcestershire.gov.uk



Information, Advice
and Support Service
**Herefordshire &
Worcestershire**



www.hwsendiass.co.uk

 **Herefordshire
Council**

 **worcestershire
county council**

Worcestershire Libraries

Join Worcestershire Libraries and discover the many benefits of **FREE library membership!**

A library card is your passport to a wealth of library services at 21 libraries across Worcestershire and online through the Digital Library Hub.

Find out what your local library can do for you!



Libraries support the education and aspirations of young people: diverse reading material, online reference sources, study tools, e-books, e-audio and e-magazines and reading challenges.



Libraries enrich lives and promote creativity: Bounce and Rhyme sessions, craft groups, author talks, live-streamed cultural events and an opportunity to become Worcestershire's next Young Poet Laureate.



Libraries improve skill levels and help people into work: volunteering and work experience opportunities, online study assistance for sixth formers, adult learning courses, employability webinars and job clubs.



Libraries improve health and wellbeing through opportunities to engage and connect: social connecting groups, self-help 'Reading Well' book collections, and Study Happy sessions.



Libraries are a gateway for budding entrepreneurs to get business advice, information, signposting and support from BIPC Worcestershire.



Libraries support digital inclusion: free access to public computers, internet and Wi-Fi, digital champion support, free digital skills courses and coding clubs.

Follow Us:

 @WorcestershireLibraries

 @WorcsLibraries

 @WorcsLibraries

Libraries membership is FREE!

To become a member sign up at your local library, visit:

www.worcestershire.gov.uk/libraries or call **01905 822722**.

Charges and allowances

Sections 449-462 of the Education Act 1996 sets out the law on charging for school activities in schools maintained by local authorities in England. Academies (including free schools, studio schools and university technical colleges) are required through their funding agreements to comply with the law on charging for school activities. The Board of Governors/Academy Trust of each school are required to publish their determined Charging and Remissions policy within the school prospectus. Parents and carers are advised to contact the preferred school for a copy.

Guidance on charging for school activities from the Department for Education is as below:

Education

School governing bodies and local authorities, cannot charge for:

- an admission application to any state funded school - paragraph 1.9 (n) of the 'School Admissions Code 2021' rules out requests for financial contributions as any part of the admissions process;
- education provided during school hours (including the supply of any materials, books, instruments or other equipment);
- education provided outside school hours if it is part of the national curriculum, or part of a syllabus for a prescribed public examination that the pupil is being prepared for at the school, or part of religious education;
- instrumental or vocal tuition, for pupils learning individually or in groups, unless the tuition is provided at the request of the pupil's parent;
- entry for a prescribed public examination, if the pupil has been prepared for it at the school; and
- examination re-sit(s) if the pupil is being prepared for the re-sit(s) at the school.

In general, no charge can be made for admitting pupils to maintained schools. Where education is provided wholly or mainly during school hours, it should be free. It is therefore not possible to levy a compulsory charge for transport, admission costs for swimming lessons or visits to museums, etc. during school hours.

The Local Authority or Board of Governors/Academy Trust may not charge for anything unless they have drawn up a statement of general policy on charging. The Board of Governors/Academy Trust policy may be more or less generous than the LA's, as long as it meets the requirements of the law.

Voluntary Contributions

Headteachers or Board of Governors/Academy Trust may ask parents for a voluntary contribution towards the cost of:

- any activity that takes place during school hours
- school equipment
- school funds generally

The contribution must be genuinely voluntary, though, and the pupils of parents who are unable or unwilling to contribute may not be discriminated against. Where there are not enough voluntary contributions to make the activity possible, and there is no way to make up the shortfall, then it must be cancelled.

Music Tuition

Although the law states that, in general, all education provided during school hours must be free, instrumental and vocal music tuition is an exception to that rule.

The Charges for Music Tuition (England) Regulations 2007 set out the circumstances in which charges can be made for tuition in playing a musical instrument, including vocal tuition. They allow charging for tuition in larger groups than was previously the case.

Charges may now be made for vocal or instrumental tuition provided either individually, or to groups of any size, provided that the tuition is provided at the request of the pupil's parent. Charges may not exceed the cost of the provision, including the cost of the staff who provide the tuition.

Optional extras

Charges may be made for some activities that are known as 'optional extras'. Where an optional extra is being provided, a charge can be made for providing materials, books, instruments, or equipment. For a full copy of the DfE guidance visit [Charging for school activities](#).

Residential Trips

Schools are permitted to charge for the cost of board and lodging during residential school trips. This cost must not exceed the actual cost of the provision. Parents must be informed about a forthcoming visit, it must be made clear that parents who can prove they are in receipt of any of the following benefits will be exempt from paying the cost of board and lodging:

- Income Support
- income-based Jobseeker's Allowance
- income-related Employment and Support Allowance
- support under Part VI of the Immigration and Asylum Act 1999
- the guaranteed element of Pension Credit
- Child Tax Credit (provided you're not also entitled to Working Tax Credit and have an annual gross income of no more than £16,190)
- Working Tax Credit run-on - paid for 4 weeks after you stop qualifying for Working Tax Credit
- Universal Credit - household income must be less than £7,400 per year (after tax and not including any benefits you receive)

(The criteria that entitle families to an exemption from paying for the cost of board & lodging has been aligned with free school meals criteria.)

Where the trip takes place wholly or mainly during school hours, children whose parents are in receipt of a free school meal entitlement will also be entitled to the remission of these charges.

A similar entitlement applies where the trip takes place outside school hours but is necessary as part of the National Curriculum, or forms part of the syllabus for a prescribed examination that the school is preparing the pupil to sit, or the syllabus for religious education.

For a full copy of the DfE guidance visit [Charging for school activities](#).

(Information above correct at time of going to print but eligibility thresholds are reviewed regularly by central government)

Free School Meals

Please visit [Free School Meals](#) for charges and allowances information.

Worcestershire schools

How does the school system vary within the county?

All schools in the County are co-educational, and all high schools are comprehensive. However, there are different types of school and there are also differences across the County in the age groups that the schools provide for, as explained below.

Types of School

Academies (A)

Academies are publicly funded independent schools. The governing body/academy trust have responsibility for managing the academy and have responsibility for deciding the arrangements for admitting pupils including their own admissions criteria. Academies don't have to follow the national curriculum and can set their own term times. They still have to follow the same rules on admissions, special educational needs and exclusions as other state schools. Academies get money direct from the government, not the local council. They're run by an academy trust which employs the staff. Some academies have sponsors such as businesses, universities, other schools, faith groups or voluntary groups. Sponsors are responsible for improving the performance of their schools.

Free Schools (FR)

Free schools are funded by the government but aren't run by the local council. Free Schools are non-profit making, independent, state-funded schools. They're 'all-ability' schools, so can't use academic selection processes like a grammar school. Free schools can set their own pay and conditions for staff, change the length of school terms and the school day and don't have to follow the national curriculum. Free schools can be set up by charities, universities, independent schools, community and faith groups, teachers, parents and businesses. The governing body have responsibility for managing the Free School and have responsibility for deciding the arrangements for admitting pupils including their own admissions criteria.

Community (C) and Voluntary Controlled (VC) Schools

Worcestershire Local Authority (LA) is the admission authority i.e. it has responsibility for deciding the arrangements for admitting pupils to Community (C) and Voluntary Controlled (VC) schools including the admissions criteria.

Community schools are controlled by the local council and not influenced by business or religious groups.

Foundation (FD) and Voluntary Aided (VA) Schools

The governing body is the admissions authority i.e. it has responsibility for deciding the arrangements for admitting pupils including their own admissions criteria. Voluntary Aided schools have to follow the national curriculum, but they can choose what they teach in religious studies. Foundation schools and Voluntary Aided schools may have different admissions criteria and staffing policies, although anyone can apply for a place.

The individual school governing body is responsible for determining admission and appeal arrangements for Academies (A), Foundation (FD), Free (FR) and Voluntary Aided (VA) Schools. You will find details of the various admissions policies using this link: www.worcestershire.gov.uk/policiesandappeals. For more detailed information on types of school visit: www.gov.uk/types-of-school.

Elective Home Education (EHE)

Under Section 7 of the Education Act 1996 parents have a legal responsibility to provide their child with an education either by regular school attendance or Otherwise. Under this duty parents can decide to take personal, including financial, responsibility for their child's education and this is known as Elective Home Education (EHE). Information on Elective Home Education is available by telephoning: 01905 846060 or at: www.worcestershire.gov.uk/homeeducation.

Worcestershire School Organisation

In the County there are two systems: **Please refer to area information for details.**

Three-Tier System

The three-tier system consists of first schools for pupils from 4 to 8, 9 or 10 years, middle schools for pupils from 8, 9 or 10 years to 12 or 13 years, and high schools which provide for pupils of 12 or 13 years to 18 years.

Two-Tier System

In some other areas of Worcestershire, there is a two-tier system of primary schools for pupils up to the age of 11, with high schools for pupils over the age of 11.

There are also some differences in the way high schools are organised. Some schools have Sixth Forms and some do not.

How to find out about schools?

We have included key information about all Worcestershire schools (except independent schools) in this book.

If you have access to the internet you can find further information about schools, including each schools latest OFSTED report, at: www.get-information-schools.service.gov.uk.

Each school publishes its own prospectus and will have a website you can visit to find out more information.

SECTION 1

In-Year Transfers to all Schools

Admission authorities can review their arrangements annually. The information given in this book applies to In-Year admissions in the school year 2024-2025 and may change in future years. Please be aware that we are unable to reserve places in the event that further applications may be received, this means we will not be able to process your application more than 6 weeks in advance of the date you require the place.

1.1 Parental Responsibility

The law allows any parent/carer that has parental responsibility for a child to express a preference as to which school they would like the child to attend. Should more than one parent have parental responsibility for a child, both parents should be in agreement over the preferences expressed prior to the application being submitted.

Where more than one parent submits an application for a child, or where there is a parent not in agreement with the preferences, the Local Authority and any admission authority applied for, legally has to comply with the preferences expressed. If this is not the same, then parents will have to seek resolution and if necessary legal resolution. It may be necessary for the courts to determine which parent can make the final decision on schooling. Failure to ensure agreement prior to submission, may result in a delay in any application being processed.

When submitting your application, as part of the terms and conditions, you will be required to confirm that parents are in agreement with the preferences expressed, **this will also apply if you wish to transfer in year**. If it is subsequently determined that agreement was not made prior to the application being submitted, it could result in the withdrawal of the offer of a place, if it is determined that the information supplied was intentionally misleading or fraudulent.

In line with GDPR legislation, we are only able to deal with the applicant. Any request for information from anyone other than the applicant, would need to be made using the [Subject Access Request Form](#).

1.2 Elective Home Education

Under Section 7 of the Education Act 1996 parents have a legal responsibility to provide their child with an education either by regular school attendance or otherwise. Under this duty parents can decide to take personal, including financial, responsibility for their child's education and this is known as Elective Home Education (EHE). Information on Elective Home Education is available by telephoning 01905 846060 or at www.worcestershire.gov.uk/homeeducation.

1.3 What is considered to be the Home Address for your child?

Each admission authority will have a way of determining home address. You must check with the relevant school to find out how this is defined. In the case of Community and Voluntary Controlled schools, home is defined as the only or main permanent residential address, at the closing date for applications, where the child usually resides and which is the usual address of the parent/carer with main responsibility for the child. Where parents/carers have shared responsibility, the child's home address will usually be considered to be that of the parent/carer with whom the child lives for the majority of the school week (eg three or more days out of five Monday to Friday during term-time).

Where care is split equally, parent/carers must provide independent supporting documentary evidence to prove that care is equally split. In such cases the address used will be determined by random selection (lottery). Legal and Democratic Services who are totally independent of School Admissions will supervise this process.

Documentary evidence of home address may be required, including evidence that the child and his or her main parent/carer will be resident at the address at the date of admission. An offer of a place may not be made, or may be withdrawn, if acceptable proof of residence is not provided when requested.

1.4 Which school can your child attend?

The law says that the Local Authority (LA) must give parents the chance to state their preference for the school they wish their child to attend. The law does not give parents/carers an absolute right to "choose" the school for their child. It is important to find out the name of the catchment area school for the home address of your child and you can do this by either visiting [School Admissions](#) and following the link to [Find a School](#) or by telephoning: 01905 822700.

You may apply for other schools (other than the catchment area school), including Academy, Foundation, Free or Voluntary Aided Schools. Details of the co-ordinated admissions arrangements can be found at [Determined Admission Policies 2024-2025](#).

Under Section 7 of the Education Act 1996 parents have a legal responsibility to provide their child with an education either by regular school attendance or Otherwise. Under this duty parents can decide to take personal, including financial, responsibility for their child's education and this is known as Elective Home Education (EHE). Information on Elective Home Education is made available through the [SEND Information, Advice and Support Service](#) or by telephoning: **01905 768153**.

Important Considerations for you to note:

If your child is admitted to a first or primary school of your preference, your child may not have the highest priority for transfer to the related middle school or high school.

If the related middle school or high school is oversubscribed at the time of transfer, your child might then have to move in a different direction from other children attending the same first or primary school.

Having gained admission to a first or primary school of your preference does not mean that younger siblings will automatically gain admission to the same school. Should the school be oversubscribed at the time of application of a younger sibling, catchment area children may have a higher priority on the oversubscription criteria.

- Applications where a preference is expressed for a particular school, will have precedence over those where no preference, for a particular school, is expressed.
- You should give careful consideration to the means by which your child will travel to school. Information about School Transport is available at [School Transport](#)

1.5 What happens if you are moving into a new area?

Where families with children of school age are moving into a new area, parents should at the earliest opportunity either enquire at schools in the area or contact the Local Authority School Admissions Section in the area. Please be aware that we are unable to reserve places in the event that further applications may be received, this means we will not be able to process your application more than 6 weeks in advance of the date you require the place.

Independent supporting documentary evidence will need to be submitted with the application.

NB. If the application is for an Academy, Foundation, Free or Voluntary Aided School, or a school outside Worcestershire, it will be necessary to refer to application policy of the school or the LA, in whose area the school is located.

Please be aware that some schools may well already be full at the time of your application.

1.6 What important things do I need to consider before moving my child In-Year?

Moving a child to another school is a very serious step to take. It can affect a child in many ways. It is important to consider whether a transfer is really the best option. If you are requesting a change of school that is not as a result of a house move, before making a definite decision to transfer to another school, you should think very carefully and talk through the issue with your child's present school. Before deciding to move a child to another school, please consider the following information carefully.

- Pastoral Care – the child will need to build new friendships and get used to a new teacher.
- Curriculum – although there is a National Curriculum, each school will deliver a part of this curriculum at different stages and times during the school year.
- Years 10 & 11 – you should be aware that moving a child in these particular year groups may not always be in the best interest of the child. Not all schools offer the same subjects at examination level and may use different exam boards and offer different syllabuses.
- Transport – How will your child get to the new school, you may not necessarily be entitled to transport assistance.
- Costs – All Worcestershire schools have a school uniform which all pupils will be expected to wear.

Many things that worry parents and pupils can be sorted out without the need to move schools. Talking to your child and staff at your child's present school should avoid a transfer between schools in almost all circumstances. If a child is unhappy at school, speak to their class teacher or make an appointment to see the Head Teacher. If you have a complaint about a school, the teachers or the work your child is doing, if it cannot be resolved by the teaching staff or Head Teacher, put your complaint in writing to the school's Governors/Academy Trust.

If a child is not attending school, talk to the child about why they do not want to attend and speak to their teachers. If a child has special educational needs, speak to the teacher in charge of special needs (SENCO). If a child is about to be excluded, speak to your child's class teacher or make an appointment to see the Head Teacher for advice. Every school is responsible for meeting the needs of pupils by demonstrating the Graduated Response and the maximum use of Ordinarily Available: The Local Offer.

There are strict regulations about the transfer of children between schools and the circumstances under which they can be taken off the school's register. In the majority of cases children may not be taken off the schools register until they have been taken on to the roll of another school.

If you suspect that a child may be being bullied, talk to the child – ask them how they are – if there is anything worrying them. If they report an incident – write it down. Has this happened before? It is important that they know that it is not their fault. If it happened at school – tell the child's teacher. Keep a record. Encourage your child to tell someone straight away. If you believe a child is being bullied at school, it is very important to keep school informed of any incidents so that they can deal with the situation effectively.

If, after speaking to a child's teacher and allowing time for actions to be taken, you are not satisfied with the way the matter was dealt with, contact the Head Teacher and arrange a meeting. The Head Teacher should investigate the matter and action should be taken. However, if after speaking with the Head Teacher you are still not satisfied with the outcome and you still feel your child is being bullied; your next action should be to contact the Chair of Governors and ask them to investigate.

You are encouraged to consider all of the above points, decide whether a transfer is really the best option and discuss your concerns with staff at the child's current school. A change in school does not always lead to improvements in a pupil's behaviour. Moving your child to another school is a very serious step; it will not always solve the problem and can sometimes be more detrimental than helpful.

If you feel that a change of school is unavoidable you can make an application to transfer school.

1.7 How do I apply for an In-Year Transfer to schools?

Generally, pupils only transfer from one school to another when there has been a change of home address. Parents/ Carers with a first preference application for an 'In-Year' transfer to Worcestershire schools must complete a [**Worcestershire online application**](#). If you are unable to apply online contact School Admissions on 01905 822700 for assistance.

Parents/Carers with a first preference application for 'In Year' transfers into a school in another Local Authority must forward the application to the individual schools.

1.8 What is the procedure for in-year admissions for Worcestershire residents?

1. Parents must apply for a place at any mainstream school in Worcestershire by using the [**Citizen Portal**](#) which must be submitted to the School Admissions Team.
2. In addition to the online application, you must also ensure an Education History Form is completed by your child's current or most recent school. Once completed, the form can either be uploaded to your online application or sent to School Admissions at: [**schooladmissions@worcestershire.gov.uk**](mailto:schooladmissions@worcestershire.gov.uk).
3. Some Voluntary Aided, Academy, Foundation or Free schools may require parents to fill in a supplementary form which may request information that allows them to apply their oversubscription criteria. If schools use a supplementary form these must be consulted on and published and are also available from the Local Authority.
4. A supplementary form, where required, must be submitted with the application. It will not be regarded as a valid application unless the parent has also completed this form.
5. Applications from parents for schools outside Worcestershire should be made direct to the school or the local authority in whose area the school is located to find out how they process in-year applications.
6. Parents will be invited to state up to six preferences on the application in priority order and give reasons for those preferred schools. Preference order is not taken into account when applying the admission criteria as the law requires all preferences to be treated equally.
7. Where a parent approaches a school directly the parent should be advised to apply online using the [**Citizen Portal**](#).

Please be aware that some schools may well already be full at the time of your application.

1.9 Keeping Key Stage 1 Class Sizes to 30 or fewer

LA's must ensure that infant class sizes are limited to a maximum number of 30. The government has identified certain specific exceptions to that class size limit. These children will remain an 'excepted pupil' for the time they are in an infant class or until the class numbers fall back to the current infant class size limit. The excepted children are:

- a. children admitted outside the normal admissions round with an Education and Health Care Plan, specifying a school;
- b. children looked after and previously children looked after admitted outside the normal admissions round;
- c. children admitted, after initial allocation of places, because of a procedural error made by the admission authority or local authority in the original application process;
- d. children admitted after an independent appeals panel upholds an appeal;
- e. children who move into the area outside the normal admissions round for whom there is no other available school within *reasonable distance;
- f. children of UK service personnel admitted outside the normal admissions round;
- g. children whose twin or sibling from a multiple birth is admitted otherwise than as an excepted pupil;
- h. children with special educational needs who are normally taught in a special educational needs unit attached to the school, or registered at a special school, who attend some infant classes within the mainstream school.

*see Section 3 – Glossary for definition.

1.10 How will places be allocated?

Following completion of the application, School Admissions will make the full details of the application available to all schools listed on the application. All applications will be subject to scrutiny to determine whether or not they meet the criteria for consideration under the Fair Access Protocol.

Schools must consider requests with regard to their published admission number, the current number on roll, class and school organisation, teaching, curriculum and, in respect of infant and primary schools, key stage 1 class size limits. The school must inform the Authority of the availability of places and whether or not a place is available. This will normally be within 10 school days of the application being received. An admission authority must determine at what point prejudice to the provision of efficient education and the efficient use of resources occurs and admit children to that point, any admission beyond that point will then be refused.

The School Admissions Team will consult the preferred schools on receipt of the application and will let parents know if an offer can be made at any of the preferred schools, normally within ten school days of receiving the application. If it is not possible to offer a place at one of the preferred schools then an alternative will be offered at the nearest available school, following consultation with the school. The allocated school will then make arrangements for the child to start. This is to ensure that children are not out of school for unnecessarily long periods of time.

If a child can be offered a place at more than one school then a place will be offered at the highest ranked school possible. Where a school has advised that a place is available they will be informed if the place is then the one to be offered or not to the parent. Parents will receive a single offer of a school place.

School Admissions will communicate the decision to parents. If you are offered a place at a school the offer will instruct you to make direct contact with the school to arrange a mutually convenient start date. Please note, school places cannot be reserved and must be taken up within 6 school weeks of the offer notification. Failure to enrol your child within this timescale may result in the offer being withdrawn and a further application required. The name of a pupil must be included in the schools admission register from the beginning of the first day on which the school has agreed, or has been notified, that the pupil will attend the school (regulation 5(3)).

Where an admission authority is unable to meet a preference, the law requires the refusal to include the reasons why admission was refused; information about the right to appeal; any response date for lodging an appeal and the contact details for making an appeal as well as any waiting list procedures. The school will provide this information to School Admissions who will include the details in your letter. School Admissions will, where applicable and, if possible, provide details of schools with places available in the appropriate year group.

Where no place can be offered to a Worcestershire child and the child has no current school place, the School Admissions Team will look at the following alternatives, an alternative school place to offer, request further preferences from the parent and or referral through the Fair Access Protocol where appropriate.

1.11 Waiting Lists

Waiting lists for Community and Voluntary Controlled Schools are maintained by School Admissions, and parents need to apply, in order to be included. These waiting lists will be maintained until the end of each term. Parents will need to reapply at the start of each term if they wish to be included on the list for the following term. Voluntary Aided, Foundation, Academy and Free schools may choose to maintain waiting lists for in-year admissions.

Priority on the waiting list is determined according to the school's oversubscription criteria. Where Voluntary Aided, Foundation, Academy and Free schools do maintain a waiting list, it is the responsibility of the school to notify the School Admissions Team of any offer of a place from their waiting lists, so that the Local Authority is able to offer a place on their behalf and provide up to date figures on the availability of places in the area for parents, to DfE and to accurately report information to the Office of the Schools Adjudicator.

Parents already on the waiting list and wishing to place their child's name on the list for the next term or academic year should keep in direct contact with Voluntary Aided, Foundation, Academy and Free schools to find out the individual school procedures for the waiting lists.

Children allocated to a school in accordance with the Fair Access Protocol must take precedence over other children on the waiting list.

1.12 Can I appeal against the refusal of a place at my preferred school?

Community and Voluntary Controlled Schools (including Sixth Forms)

If the parental preference cannot be met, you may, if you wish, appeal against the decision. Appeals by parents, setting out the grounds upon which the appeal is made, should be submitted in writing to School Admissions.

Appeals are heard by an independent appeal panel and whether your appeal is successful is likely to depend on the merits of your case.

Department for Education (DfE) has suggested that admission authorities should make sure parents understand the nature and severity of the restrictions placed on Appeal Panels, when considering appeals for Key Stage One class size prejudice i.e. would mean the school would have to take qualifying measures (additional accommodation, reorganisation or staffing) to comply with the legal duty to limit infant classes to 30 pupils for children in **Reception, Year 1 and Year 2**.

An appeal **WILL BE TURNED DOWN** unless 1 of the 3 clearly defined grounds set out below can be proven:

- a. The child would have been offered a place if the admission arrangements (which are published in the "Information for Parents" book) had been properly implemented; or
- b. The child would have been offered a place if the arrangements had not been contrary to mandatory provisions in the School Admissions Code and the SSFA 1998; and/or
- c. The decision to refuse admission was not one which a reasonable admission authority would have made in the circumstances of the case.

To reiterate the Appeal Panel can only consider these three aspects of any Appeal relating to Key Stage One class size prejudice admission. This advice has been given by the DfE to provide you with a more realistic view of the limits imposed on the Appeal Panel, and to avoid any misconceptions you may have concerning the appeal process. In other words your appeal will be lost unless you can prove one of the **VERY** limited grounds above.

Second Appeal

The Code of Practice on School Admission Appeals, covers the issue of second appeals for the same school in the same school year. Appellants do not have the right to a second appeal for the same school for the same academic year unless, in **exceptional** circumstances, the admission authority accepts a second application because of a **significant and material change in circumstances**."

Academy, Foundation, Free and Voluntary Aided Schools

Separate appeals procedures and arrangements exist to consider decisions by Academy, Foundation, Free and Voluntary Aided Schools. The arrangements are published by the Governors of the schools and should be obtained from the school directly. All admission appeals must be heard by an independent panel, with no connection to the school.

1.13 Children of UK service personnel (UK Armed Forces)

The School Admissions Code specifies that, for families of service personnel with a confirmed posting to their area, or crown servants returning from overseas to live in that area, admission authorities must:

- a. allocate a place in advance of the family arriving in the area (as long as one is available), provided the application is accompanied by an official letter that declares a relocation date. Admission authorities **must not** refuse to process an application and **must not** refuse a place solely because the family do not yet have an intended address, or do not yet live in the area. B
- b. use the address at which the child will live when applying their oversubscription criteria, as long as the parents provide some evidence of their intended address. Admission authorities **must** use a Unit or quartering address as the child's home address when considering the application against their oversubscription criteria, where a parent requests this.
- c. not reserve blocks of places for these children.
- d. ensure that arrangements in their area support the Government's commitment to removing disadvantage for service children. Arrangements must be appropriate for the area and be described in the local authority's composite prospectus.

In the case of Community and Voluntary Controlled Schools, the admission arrangements ensure that the application is accepted in advance and the address is accepted as if the child were resident at that address immediately. Should any vacancy exist then that place can be allocated in advance. This is in line with the mandatory requirements of the Code. **However, where no vacancy exists the approved admissions policy does not admit these children above the PAN.**

The arrangements in place are considered appropriate for Worcestershire where very few applications under these circumstances are received.

1.14 Admission of Children outside of their normal age group

Parents may seek a place for their child outside of their normal age group, for example, if the child is gifted and talented or has experienced problems such as ill health, effectively in the year group below or above their chronological age group.

In the case of a Community or Voluntary Controlled School the Local Authority must make the decision based on the circumstances of each case and in the best interests of the child concerned. In the case of a Community or Voluntary Controlled School the Local Authority will request the head teacher of the school to take account of the parent's views; information about the child's academic, social and emotional development; where relevant, their medical history and the views of a medical professional; whether they have previously been educated out of their normal age group; and whether they may naturally have fallen into a lower age group if it were not for being born prematurely in order to reach a decision as to whether or not it is appropriate for the individual child to **delay or accelerate their entry** into school and be taught permanently behind or ahead of their chronological age group. The reasons for the decision must be clearly set out.

In the case of Community and Voluntary Controlled schools, the Local Authority is the Admission Authority and any decision made for this type of school will apply to all Community and Voluntary Controlled schools within the same educational setting. Academy, Voluntary Aided, Foundation and Free schools are own Admission Authority schools and can, if required make their own decision. There is no guarantee that the decision will be honoured by all other admission authorities.

Please be aware that even if delayed or accelerated entry is agreed, the normal admission arrangements apply and there is no guarantee of a place. You should therefore give careful consideration to requesting delayed or accelerated entry.

Further information can be found in the [Policy on Delayed and Accelerated Transfer](#). If this is something you wish to discuss further then please contact **01905 822700**.

1.15 What is the Fair Access Protocol?

Although we hope that all children can start at school and continue until they transfer the next phase of education, there are some circumstances when this progression through school is interrupted. This could be because of a change of address to another area, where children have especially challenging behaviour or who have been permanently excluded and cannot find another school place.

All LA's are required to have a "Fair Access" Protocol in place. This ensures that education placements can be made for vulnerable, excluded or "Hard to Place" pupils as quickly as possible. It also ensures that pupils are placed fairly and equitably across the education establishments in the LA.

In Worcestershire these arrangements are overseen through "Fair Access Panels" that have been set up especially for this purpose. These meet throughout the academic year. Children subject to the Fair Access Protocol take precedence over children who may already be included in the waiting list for a particular school.

All Schools in Worcestershire take part in Fair Access to ensure that – outside the normal admissions round - unplaced children, especially the most vulnerable, are offered a place at a suitable school as quickly as possible. In agreeing a protocol, the local authority must ensure that no school - including those with available places - is asked to take a disproportionate number of children who have been excluded from other schools, or who have challenging behaviour. The protocol must include how the local authority will use provision to ensure that the needs of pupils who are not ready for mainstream schooling are met.

The operation of Fair Access Protocols is outside the arrangements of co-ordination and is normally triggered when a parent of an eligible child has not secured a school place under in-year admission procedures.

All admission authorities must participate in the Fair Access Protocol in order to ensure that unplaced children are allocated a school place quickly. There is no duty for local authorities or admission authorities to comply with parental preference when allocating places through the Fair Access Protocol.

Where a governing body does not wish to admit a child with challenging behaviour outside the normal admissions round, even though places are available, it must refer the case to the local authority for action under the Fair Access Protocol. This will normally only be appropriate where a school has a particularly high proportion of children with challenging behaviour or previously excluded children. The use of this provision will depend on local circumstances and must be described in the Fair Access Protocol. This provision will not apply to a looked after child, a previously looked after child or a child with an Education, Health Care Plan naming the school in question, as these children must be admitted.

A copy of the Fair Access Protocol in place within Worcestershire can be found at the following link:
[Worcestershire Fair Access Protocol](#)

SECTION 2

Applications on behalf of children arriving from overseas

In most cases, foreign national children in the UK have the right to attend schools in England. School admission authorities must not refuse to admit a child on the basis of their nationality or immigration status nor remove them from roll on this basis. It is the responsibility of parents to check that their children have a right, under their visa entry conditions, to study at a school.

Children aged under 18 can enter the UK, as a dependant of a foreign national who has settled status in the UK, as a dependant of their parent(s) who are in the UK on a work visa or Student visa, or who are part of a family entering or residing in the UK under the immigration route for British National (Overseas) citizens and their dependants.

These dependant children are entitled to enter the country and can study at a state-funded or independent school once in the UK. Dependant children of a person on the BN(O) route must make an application, under the BN(O) immigration route, at the same time as their parent(s). Dependant children who do not arrive in the UK at the same time as their parents, would need to apply for a visa separately as a dependant child.

Processing applications from parents moving to England

Parents who are not UK or Irish nationals should check they, and their children, have a right to reside in the UK before applying for a school place in England. It is not the responsibility of the admission authority or co-ordinated local authority to check.

A school admission authority cannot refuse to admit a child until the school to which the parents have applied is full (it has reached its published admission number). Parents who are moving or returning to the UK and who apply for a place in England must therefore have their applications for state-funded schools considered. Where a place is refused, admission authorities must offer an appeal to an independent appeals panel.

If an application is made from another country, local authorities should consider the application as adequate proof of an intention to move or return to the area and include it within the local authority co-ordinated process.

A local authority should not refuse an application made from overseas (or from Scotland, Wales, Northern Ireland, the Isle of Man or the Channel Islands), on the grounds that the applicant does not currently live in its area.

Establishing 'home' address

Each admission authority will have a way of determining home address. You must check with the relevant school to find out how this is defined. In the case of Community and Voluntary Controlled schools, home is defined as the only or main residential address, at the closing date for applications, where the child usually resides and which is the usual address of the parent/carer with main responsibility for the child.

If you are in the process of moving to live in the relevant catchment area at the time of your application you need to provide School Admissions with some firm **independent evidence** of when you will actually begin to live there. This evidence must be provided before the relevant closing date for applications. This is also applicable if you are moving property and wish to have your application considered from your new property.

- If your move involves the **purchase of a property** you will need to provide appropriate written **independent evidence** (in the form of a letter from your solicitors) that contracts for the purchase have been exchanged and of the actual or expected completion date.
- If your move involves the **renting of a property** you will need to provide appropriate written **independent evidence** (eg from an estate agent or solicitor) of the tenancy agreement or lease including the start date.
- If your move involves your **returning to live in a property you already own** you will need to provide appropriate written **independent evidence** of the date when you will resume living in the property and that you intend to remain living there for the present.
- If your move involves any **other circumstances** you will need to provide appropriate written **independent evidence** of the date when you begin to live there, the arrangements you will have for living there and the length of time for which you envisage staying there.

Admission authorities must consider all applications and should not refuse an application simply because a parent or child currently lives in another country.

Withdrawing offers of places

When an application is made from an address in another country, the local authority and/or school may ask for evidence before the school year to confirm that the child now lives in the area. Following the school undergoing reasonable investigation as to why the child has not taken up their place at the school, the admission authority could remove the offer and allocate the place to a child on the waiting list.

Before taking this action, the admission authority will contact the parent(s) to give them an opportunity to explain why there has been a delay in taking up the place and find out when the child might begin attending.

Paragraph 2.12 of the School Admissions Code states that: 'An admission authority must not withdraw an offer unless it has been offered in error, a parent has not responded within a reasonable period of time, or it is established that the offer was obtained through a fraudulent or intentionally misleading application. Where the parent has not responded to the offer, the admission authority must give the parent a further opportunity to respond and explain that the offer may be withdrawn if they do not.'

If the school does not receive a response even then, the Pupil Registration Regulations 2006 (as amended) allow it to remove the child from the roll after 20 school days. The local authority or admission authority can then allocate the vacant place to a child on the waiting list.

SECTION 3

Children Looked After and Previously Looked After Children – Information for Parents/Carers and Social Workers

Definition

'Looked after' means all those currently in the care of a Local Authority or accommodated by a Local Authority under Section 22(1) of the Children Act 1989 and children who were previously in the care of or accommodated by a Local Authority but immediately after being looked after, became subject to an adoption¹, a child arrangements order² or special guardianship order³ and includes those children who appear to have been in state care outside of England and ceased to be in state care as a result of being adopted.

By children previously in state care outside of England, we mean children who have been looked after outside of England by a public authority, a religious organisation or another provider of care whose sole purpose is to benefit society. The care may have been provided in orphanages or other settings.

Independent supporting evidence will be required to be provided with the application.

When choosing schools parents/carers/Social Workers should consider the following:

- Schools should have a 'Good' or 'Outstanding' Ofsted rating.
- Schools with a 'Requires Improvement' rating should only be applied for in exceptional circumstances - speak to Virtual School caseworker for advice.
- Schools with an 'Inadequate' rating should not be applied for.
- Ensure the travel time to the school is acceptable given the needs of the child.
- Consider applying for the **nearest** Good or Outstanding School that can meet the needs of the child.

Social Workers should ensure the following:

- Read the current Personal Education Plan (PEP) to gather information about the specific needs of the child.
- Ensure the Care Order Status is up to date and ready for inclusion in the application.
- Know the educational needs of the child including SEN status (EHCP, SEN Support).
- Know details about child/young person's medical needs.
- Understand the ways in which each school can support the educational needs of the young person.

1 This includes children who were adopted under the Adoption Act 1976 (Sec 12 adoption orders) and children who were adopted under the Adoption and Children Act 2002 (Sec 46 adoption orders).

2 Child arrangements orders are defined in Sec 8 of the Children Act 1989, as amended by Sec 12 of the Children and Families Act 2014. Child arrangements orders replace residence orders and any residence order in force prior to 22 April 2014 is deemed to be a child arrangements order.

3 See Section 14A of the Children Act 1989 which defines a 'special guardianship order' as an order appointing one or more individuals to be a child's special guardian (or special guardians).

Prior to applying for a school place, Parents/Carers/Social Workers must have an Initial conversation to discuss the child/young person with the school's Designated Teacher.

Consideration must be given to what the school/s can offer and how they can meet the child's/young person's needs. The decision regarding the most appropriate school/s for the child/young person must be based on all gathered evidence and discussions with the Virtual School and WCF school admissions team, in conjunction with determining if this is the nearest Good or Outstanding School that can meet those needs.

Social Care MUST include the Virtual School case worker and then WCF Admissions Team (if in Worcestershire) at this stage of the admissions process in order to support the best outcome.

How to apply – for a place in an existing year group

For children with an Education, Health & Care Plan (EHCP), a school move can only take place following a review of the Plan at the current school and consultation(s) with the school(s) that are being considered. This will be led by the local authority SEND team where the child/young person resides, not School Admissions. DO NOT follow the process set out below.

For those children that **DO NOT** have an EHCP, Parents/ Carers with a first preference application for an 'In-Year' transfer to Worcestershire schools must complete a [Worcestershire online application](#). If you are unable to apply online contact School Admissions on 01905 822700 for assistance.

Applications for schools outside Worcestershire should be made direct to the school or the local authority in whose area the school is located.

- For a place at any mainstream school in Worcestershire parents/carers must apply by using the [Citizen Portal](#) which must be submitted to the School Admissions Team.
- In addition to the online application, you must also ensure an Education History Form is completed by your child's current or most recent school. Once completed, the form can either be uploaded to your online application or sent to School Admissions at schooladmissions@worcestershire.gov.uk.
- Some Voluntary Aided, Academy, Foundation or Free schools may require parents to fill in a supplementary form which may request information that allows them to apply their oversubscription criteria. If schools use a supplementary form these must be consulted on and published and are also available from the Local Authority.
- A supplementary form, where required, must be submitted with the application. It will not be regarded as a valid application unless the parent has also completed this form.
- List the school preferences in order of preference – this order will be established through conversations with the school/s prior to making the application. It may transpire that only one, or two schools meet the child/young person's needs, if this is the case only make an application for these schools – you don't need to complete all three choices if this is not appropriate.
- Give clear reasons why the application is being made for the particular school/s. State clearly why these schools meet the child/young person's needs to a greater extent than other schools, including that they are the nearest 'good' or 'outstanding' school. If only one school is deemed suitable detailed reasons will need to be given.
- Ensure all sections are completed and additional information provided by the Virtual School, including a copy of the PEP, is included in the application before submitting.

Following completion and submission of the application, School Admissions will make the full details of the application available to all schools listed on the application.

The school must then inform the Authority of the availability of places and whether or not a place is available. This will normally be within 10 school days of the application being received.

If a place can be offered at more than one school, then a place will be offered at the highest preferred school, where possible. Parents/carers will receive a single offer of a school place. School Admissions will communicate the decision to parents/carers.

If the school offers a place, the social worker and parent/carer should liaise with the school to plan transition arrangements and agree a mutually convenient start date. In order to minimise the days lost to education, it is the Local Authority's expectation that the admission of Children Looked After and previously Looked After Children will be within 7 school days of the place being offered. The child/young person will be added to the school roll on the agreed start date. Please note, school places cannot be reserved and must be taken up within 6 school weeks of the offer notification. Failure to enrol your child/young person within this timescale may result in the offer being withdrawn and a further application required.

Where an admission authority is unable to meet a preference, the law requires the refusal to include the reasons why admission was refused; information about the right to appeal; any response date for lodging an appeal and the contact details for making an appeal, as well as any waiting list procedures. The school will provide this information to School Admissions who will include the details in your letter. School Admissions will, where applicable and, if possible, provide details of schools with places available in the appropriate year group.

The refusal will be communicated to the Virtual School caseworker and the Social Worker, who will co-ordinate with School Admissions to determine if a specific school should either be persuaded or directed to admit. Depending on the outcome of the decision, the Virtual School caseworker/Social Worker may decide to look for an alternative school/setting.

SECTION 4

Glossary

Academy (A)

Academies are publicly funded independent schools. The governing body/academy trust have responsibility for managing the academy and have responsibility for deciding the arrangements for admitting pupils including their own admissions criteria. Academies don't have to follow the national curriculum and can set their own term times. They still have to follow the same rules on admissions, special educational needs and exclusions as other state schools.

Academies get money direct from the government, not the local council. They're run by an academy trust which employs the staff. Some academies have sponsors such as businesses, universities, other schools, faith groups or voluntary groups. Sponsors are responsible for improving the performance of their schools.

Catchment Area School

It is the school allocated to take children for the geographical area within which your address falls. It is likely to be the school nearest to your home address but this will not always be the case.

Community School (C)

Schools which are wholly owned and maintained by the Local Authority. The Local Authority is the admission authority, it has responsibility for deciding arrangements for admitting pupils. Community schools are controlled by the local council and not influenced by business or religious groups.

Comprehensive School

A school catering for pupils of all aptitudes and abilities.

Compulsory School Age

A child reaches compulsory school age on the prescribed day following his/her fifth birthday (or on his/her fifth birthday if it falls on a prescribed day). The prescribed days are 31 December, 31 March and 31 August.

Curriculum

The curriculum consists of all of the learning opportunities provided by the school, many of which take place in the classroom under the direct control of the teacher, supplemented by a range of activities outside the classroom including educational visits and field studies.

Deferred Entry

There is flexibility for parents who do not feel their child is ready to start school before compulsory school age. They may defer the date their child is admitted to school until later in the school year following their fourth birthday, providing they do not defer beyond the point at which they reach compulsory school age, or beyond the start of the final term of that school year.

Delayed Entry

Children born in the summer term, are not required to start school until a full year after the point at which they could first have been admitted – the point at which other children in their age range are beginning year 1. Should the parent wish their child to be admitted to reception, rather than year one, they may request that they are admitted out of their normal age group. In any circumstance where a parent requests their child is admitted out of their normal age group, the admission authority must make a decision on the basis of the circumstances of the case and in the best interests of the child concerned.

Designated school

Every address in Worcestershire is within a school catchment area and that school is then normally the designated school for that area, for school transport purposes. Please note, that even though school catchment areas may change, the designated school is determined by the Local Authority for transport purposes and this remains unchanged.

Distance Measurement

Each admission authority will have their own way of determining distance to school. You must check with the relevant school to find out how this will be done. In the case of Community and Voluntary Controlled schools this is a straight line measurement using the GeoCode Points for each property and the GeoCode point for the School. The Local Authority use a software package called Arcview GIS to determine distance. Ordnance Survey supply the co-ordinates that are used to plot an address within this system.

Feeder Schools

Within each area a pyramid of schools exists. Feeder schools are schools which share the catchment area to the next phase of school within the same pyramid and may be named feeder schools in some admission arrangements. Details of each pyramid showing all the appropriate feeder schools are displayed in Section 5 of this book. Please note not all schools use the Feeder School connection in their admission arrangements. **Please ensure that you check the admission policy for any Academy, Foundation, Free or Voluntary Aided School to ensure you are aware of any feeder school links named in the policies.**

Foundation School (FD)

Schools which are maintained by the Local Authority. The Governing Body is the employer and the admissions authority. The schools land and buildings are either owned by the Governing Body or by a charitable foundation.

Free Schools (FR)

Free schools are funded by the government but aren't run by the local council. Free Schools are non-profit making, independent, state-funded schools. They're 'all-ability' schools, so can't use academic selection processes like a grammar school. Free schools can set their own pay and conditions for staff, change the length of school terms and the school day and don't have to follow the national curriculum. Free schools can be set up by charities, universities, independent schools, community and faith groups, teachers, parents and businesses. The governing body have responsibility for managing the Free School and have responsibility for deciding the arrangements for admitting pupils including their own admissions criteria.

Home Address

Each admission authority will have a way of determining home address. You must check with the relevant school to find out how this is defined. In the case of Community and Voluntary Controlled schools, home is defined as the only or main residential address, at the closing date for applications, where the child usually resides and which is the usual address of the parent/carer with main responsibility for the child. Where parents/carers have shared responsibility, the child's home address will usually be considered to be that of the parent/carer with whom the child lives for the majority of the school week (eg three or more days out of five Monday to Friday during term-time). Further information can be found in [Section 5](#).

Independent School

Independent schools charge fees to attend instead of being funded by the government. Pupils don't have to follow the national curriculum. All private schools must be registered with the government and are inspected regularly.

Local Authority (LA)

The local government body responsible for the organisation and maintenance of the education service in its area. In Worcestershire this responsibility is either undertaken by or commissioned by the County Council.

Maintained Special School

A school often referred to as a Special School. Special Schools are provided by the Local Authority for those pupils with Special Educational Needs (SEN), whose needs cannot be met by mainstream schools.

Oversubscribed

When parental requests for places in a year group in a school exceeds the number of places available.

Parental Responsibility

All mothers and most fathers have legal rights and responsibilities as a parent - known as 'parental responsibility'. A mother automatically has parental responsibility for her child from birth. A father usually has parental responsibility if he is married to the child's mother or listed on the birth certificate.

Published Admission Number (PAN)

The number of pupils to be admitted to the **first** year group of a school.

Reasonable Distance

The LA follows the DfE guidance on best practice which states "the maximum each way length of journey for a child of primary school age **might** be considered to be 45 minutes: whilst a child of secondary school age might be expected to travel up to 75 minutes each way. Similarly, a child's special educational needs and/or disability might be such that it implies a shorter maximum journey time.

Sibling

Each admission authority will have their own definition of sibling. You must check with the relevant school what this is. In the case of Community and Voluntary Controlled schools the definition of a sibling, as well as brother and sister will include half-siblings, adopted children, step-siblings or a child of the parent/carers partner. They must also be living at the same home address. Children who are brought together as a family by a civil partnership and who are living at the same address, are also considered to be siblings. In order to qualify for the sibling the older sibling must already be in attendance at the time of application and still on roll at the time of admission of the younger sibling.

Voluntary Aided School (VA)

Schools which are maintained by the Local Authority, with a foundation (generally religious) which appoints most of the Governing Body. The Governing body is the admissions authority. These schools have to follow the national curriculum, but they can choose what they teach in religious studies. They may have different admissions criteria and staffing policies, although anyone can apply for a place.

Voluntary Controlled School (VC)

Schools which are maintained by the Local Authority, with a foundation (generally religious) which appoints some – but not most – of the Governing Body. The Local Authority is the admissions authority.

SECTION 5

Living in a school catchment area or moving property

Home Address

Each admission authority will have a way of determining home address. You must check with the relevant school to find out how this is defined. In the case of Community and Voluntary Controlled schools, home is defined as the only or main residential address, at the closing date for applications, where the child usually resides and which is the usual address of the parent/carer with main responsibility for the child. Where parents/carers have shared responsibility, the child's home address will usually be considered to be that of the parent/carer with whom the child lives for the majority of the school week (eg three or more days out of five Monday to Friday during term-time).

Where care is split equally, parent/carers must provide supporting documentary evidence to prove that care is equally split. In such cases the address used will be determined by random selection (lottery). Legal and Democratic Services who are totally independent of School Admissions will supervise this process. Documentary evidence of home address may be required, including evidence that the child and his or her main parent/carer will be resident at the address at the date of admission. An offer of a place may not be made, or may be withdrawn, if acceptable proof of residence is not provided when requested.

1. In order to qualify as living within the catchment area of a given school, School Admissions will need to be satisfied that you actually do live within that area or property at the relevant closing date and at the time of admission.
2. If you are in the process of moving to live in the relevant catchment area at the time of your application you need to provide School Admissions with some firm independent evidence of when you will actually begin to live there. This evidence must be provided before the relevant closing date for applications. This is also applicable if you are moving property and wish to have your application considered from your new property. See Section 1.11 regarding late applications and late changes to on time applications.
 - If your move into the catchment area or moving property involves the purchase of a property you will need to provide appropriate written independent evidence (in the form of a letter from your solicitors) that contracts for the purchase have been exchanged and of the actual or expected completion date.
 - If your move into the catchment area or moving property involves the renting of a property you will need to provide appropriate written independent evidence (eg from an estate agent or solicitor) of the tenancy agreement or lease including the start date.
 - If your move into the catchment area or moving property involves your returning to live in a property you already own you will need to provide appropriate written independent evidence of the date when you will resume living
 - in the property and that you intend to remain living there for the present.
 - If your move into the catchment area or moving property involves any other circumstances you will need to provide appropriate written independent evidence of the date when you begin to live there, the arrangements you will have for living there and the length of time for which you envisage staying there.

3. Please note that unless the written evidence which you provide proves, to the satisfaction of School Admissions, that you will actually have commenced living in the catchment area or the new property by the relevant admission date for your child at the school to which you have applied, your application cannot be considered as a catchment priority within the criteria of the admissions policy or considered based on the new property.
4. Please also note confirmation of living within the catchment area or new property does not guarantee a place for your child at the relevant school.
5. It is vital that you inform School Admissions of any change of your address throughout the admission process.

Independent evidence will always be required.

Where information provided by the parents in support of their preference is found to be fraudulent or intentionally misleading this could lead to the withdrawal of any place that has been allocated. If you knowingly give false information in order to obtain a particular school place you could be guilty of an offence under the Perjury Act 1911. **Due to problems in previous years it may be necessary for School Admissions to carry out checks to confirm that information given in relation to children's home addresses is genuine. Parents may be asked to produce documentary evidence of the address.**

SECTION 6

Worcestershire First/Primary, Middle and Secondary Schools

Key to Columns

Type: Categorisation of school - see [Section 3](#) for further description.

A	=	Academy
C	=	Community
FR	=	Free
FD	=	Foundation
VA	=	Voluntary Aided
VC	=	Voluntary Controlled

N.B. *At time of publication a number of schools are applying to become Academies and the school status maybe subject to change.

DfE No: Department for Education (DfE) school number. All school numbers in Worcestershire have the prefix of 885, which is the Authority number allocated by the DfE.

Bewdley

BEWDLEY AREA - PRIMARY SCHOOLS Years Reception to Year 6 (Ages 5 - 11)	
Type & DfE No.	School Name & Address Telephone & Email Address
VC 3001	Bayton C.E. Primary School Bayton, Kidderminster, Worcs. DY14 9LG Tel: 01299 832393 office@baytonpri.worcs.sch.uk
C 3397	Bewdley Primary School Stourport Rd, Bewdley, Worcs. DY12 1BL Tel: 01299 403796 office@bewdleyprimary.worcs.sch.uk
A 3010	Far Forest Lea Memorial C.E. Primary School New Road, Far Forest, Rock, Kidderminster, Worcs. DY14 9TQ Tel: 01299 266316 office@farforestlea.worcs.sch.uk
VC 3011	St. Anne's C.E. Primary School Wyre Hill, Bewdley, Worcs. DY12 2UQ Tel: 01299 402013 office@stannesprimary.worcs.sch.uk
A 2037	Upper Arley C.E. Primary School Arley, Bewdley, Worcs. DY12 1XA Tel: 01299 861260 office@upperarleycofeschool.org

BEWDLEY AREA - HIGH SCHOOLS

Age Range 11-18 (Years 7-13)

Type & DfE No.	School Name & Address Telephone & Email Address
FD 4001	The Bewdley School Stourport Road, Bewdley, Worcs. DY12 1BL Email: office@bewdley.worcs.sch.uk Tel: 01299 403277 Web: www.bewdley.worcs.sch.uk

Notes on Admissions: The denominational high school for Catholic children that serves this area is:- Hagley Catholic High School – See Hagley Area within this section.

Bromsgrove

BROMSGROVE AREA - FIRST SCHOOLS

Years Reception to Year 4 (Ages 5 - 9)

Type & DfE No.	School Name & Address Telephone & Email Address
C 2008	Beoley First School Beoley Lane, Beoley, Redditch, Worcs. B98 9AN Tel: 01527 62295 office@beoley.worcs.sch.uk
A 2022	Blackwell First School St. Catherine's Road, Blackwell, Bromsgrove, Worcs. B60 1BN Tel: 0121 445 1622 office@blackwell.worcs.sch.uk
A 2015	Catshill First School and Nursery Gibb Lane, Catshill, Bromsgrove, Worcs. B61 OJP Tel: 01527 872913 office@catshillfirst.worcs.sch.uk
A 2016	Charford First School Charford Road, Bromsgrove, Worcs. B60 3NH Tel: 01527 873778 office@charford.worcs.sch.uk
C 2002	Crown Meadow First School Birmingham Road, Alvechurch, Birmingham, B48 7TA Tel: 0121 4454540 office@crownmeadow.worcs.sch.uk
C 2034	Dodford First School Fockbury Road, Dodford, Bromsgrove, Worcs. B61 9AW Tel: 01527 831569 office@dodford.worcs.sch.uk

BROMSGROVE AREA - FIRST SCHOOLS

Years Reception to Year 4 (Ages 5 - 9)

Type & DfE No.	School Name & Address Telephone & Email Address
C 2047	Fairfield First School Stourbridge Road, Fairfield, Bromsgrove, Worcs. B61 9LZ Tel: 01527 873081 office@fairfield.worcs.sch.uk
C 2017	Finstall First School Carnforth Road, Bromsgrove, Worcs. B60 2HS Tel: 01527 872938 office@finstallfirst.co.uk
VC 3049	Hanbury C.E. First School School Road, Hanbury, Bromsgrove, Worcs. B60 4BS Tel: 01527 821298 office@hanbury.worcs.sch.uk
C 2018	Lickey End First School School Lane, Lickey End, Bromsgrove, Worcs. B60 1JG Tel: 01527 872360 office@lickeyendfirstschool.co.uk
C 2019	Meadows First School Stourbridge Road, Bromsgrove, Worcs. B61 OAH Tel: 01527 872508 office@meadows.worcs.sch.uk
C 2020	Millfields First School Swift Close, Bromsgrove, Worcs. B61 7BS Tel: 01527 831885 office@millfields.worcs.sch.uk
VA 3302	St. Andrew's C.E First School Hewell Road, Barnt Green, Birmingham, B45 8NG Tel: 0121 445 1410 office@st-andrewscofe.worcs.sch.uk
A 3310	St. Peter's Catholic First School Rock Hill, Bromsgrove, Worcs. B61 7LH Tel: 01527 831872 office@STP.magnificat.org.uk
C 2147	Stoke Prior First School Ryefields Road, Stoke Prior, Bromsgrove, Worcs. B60 4ND Tel: 01527 832520 office@stokeprior.worcs.sch.uk
A 2043	The Orchards School Perryfields Road, Bromsgrove, Worcs. B61 8QN Tel: 01527 872271 office@theorchardsschool.org

BROMSGROVE AREA - SECONDARY MIDDLE SCHOOLS

Age Range 9-13 (Years 5-8)

Type & DfE No.	School Name & Address Telephone & Email Address
A 4575	Alvechurch C.E. Middle School Birmingham Road, Alvechurch, Birmingham, B48 7TA Tel: 0121 445 1033 office@alvechurch.worcs.sch.uk
C 4401	Aston Fields Middle School Drummond Road, Bromsgrove, Worcs. B60 2ET Tel: 01527 876026 office@astonfields.worcs.sch.uk
A 4402	Catshill Middle School Meadow Road, Catshill, Bromsgrove, Worcs. B61 OJW Tel: 01527 872431 office@catshill-middle.worcs.sch.uk
C 4403	Parkside Middle School Stourbridge Road, Bromsgrove, Worcs. B61 OAH Tel: 01527 873660 office@parkside.worcs.sch.uk
A 5404	St John's C.E. Middle School Academy Watt Close, Bromsgrove, Worcs. B61 7DH Tel: 01527 832376 school@st-johns-bromsgrove.worcs.sch.uk

BROMSGROVE AREA - HIGH SCHOOLS

Age Range 13-18 (Years 9-13)

Type & DfE No.	School Name & Address Telephone & Email Address
A 4021	North Bromsgrove High School School Drive, Stratford Road, Bromsgrove, Worcs. B60 1BA Email: nbhs@northbromsgrove.worcs.sch.uk Tel: 01527 872375 Web: www.northbromsgrove.worcs.sch.uk
A 4003	South Bromsgrove High School Charford Road, Bromsgrove, Worcs. B60 3NL Email: sbhs@southbromsgrove.worcs.sch.uk Tel: 01527 831783 Web: www.southbromsgrove.org.uk

Notes on Admissions: The denominational high school for Catholic children that serve this area is: St. Augustine's Catholic High School – See Redditch Area within this section.

DROITWICH AREA - FIRST SCHOOLS Years Reception to Year 4 (Ages 5 - 9) PRIMARY SCHOOLS - Years Reception to Year 6 (Ages 5-11)

Type & DfE No.	School Name & Address Telephone & Email Address
C 2036	Chawson Community First School Wyche Road, Droitwich, Worcs. WR9 8BW Tel: 01905 773264 office@chawson.worcs.sch.uk
A 3316	Cutnall Green CofE Primary School School Road, Cutnall Green, Droitwich, Worcs. WR9 OPH Tel: 01299 851256 office-cgr@riverscofe.co.uk
VC 3057	Hindlip C.E. First School Droitwich Road, Fernhill Heath, Worcester, WR3 8RJ Tel: 01905 453455 office@hindlipfirst.worcs.sch.uk
VA 3365	Ombersley Endowed First School Droitwich Road, Ombersley, Worcs. WR9 ODR Tel: 01905 620384 office@ombersley.worcs.sch.uk
A 3317	St. Joseph's Catholic Primary School St Joseph's Close, Droitwich, Worcs. WR9 0RY Tel: 01905 773572 office@st-josephs-droitwich.worcs.sch.uk
A 3318	St Peter's Droitwich CofE Academy Church Lane, Droitwich, Worcs. WR9 7AN Tel: 01905 772138 spoffice@rivers.cofe.co.uk
VA 3381	Sytchampton Endowed Primary School Sytchampton, Stourport-on-Severn, Worcs. DY13 9SX Tel: 01905 620418 office@sytchampton.worcs.sch.uk
VC 3105	Tibberton C.E. First School Plough Road, Tibberton, Droitwich, Worcs. WR9 7NL Tel: 01905 345284 office@tibberton.worcs.sch.uk
C 2035	Westlands First School Farmers Way, Droitwich, Worcs. WR9 9EQ Tel: 01905 772740 office@westlands.worcs.sch.uk
A 2187	Wychbold First and Nursery School School Road, Wychbold, Droitwich, Worcs. WR9 7PU Tel: 01527 861421 office-wy@riverscofe.co.uk

DROITWICH AREA - MIDDLE DEEMED PRIMARY SCHOOLS

Age Range 9-12 (Years 5-7)

Type & DfE No.	School Name & Address Telephone & Email Address
C 2916	Westacre Middle School Ombersley Way, Droitwich, Worcs. WR9 0AA Tel; 01905 772795 office@westacre.worcs.sch.uk
A 2042	Witton Middle School 29-31 Old Coach Road, Droitwich, Worcs. WR9 8BD Tel: 01905 773362 office@witton.worcs.sch.uk

DROITWICH AREA - HIGH SCHOOLS

Age Range 12-18 (Years 8-13)

Type & DfE No.	School Name & Address Telephone & Email Address
A 4005	Droitwich Spa High School Briar Mill, Droitwich, Worcs. WR9 0AA Email: office@droitwichspahigh.worcs.sch.uk Tel: 01905 774421 Web: www.droitwichspahigh.worcs.sch.uk

Notes on Admission: The denominational high school for Catholic children that serves this area is: Blessed Edward Oldcorne Catholic College – See Worcester Area within this section.

Evesham

EVESHAM AREA - FIRST SCHOOLS - Years Reception to Year 5 (Ages 5 - 10)

PRIMARY SCHOOLS - Years Reception to Year 6 (Ages 5-11)

Type & DfE No.	School Name & Address Telephone & Email Address
C 2006	Ashton under Hill First School Elmley Road, Ashton under Hill, Evesham, Worcs. WR11 7SW Tel: 01386 881333 office@ashton.worcs.sch.uk
A 2025	Badsey First School School Lane, Badsey, Evesham, Worcs. WR11 7ES Tel: 01386 830325 admin.bfs@glatrust.org.uk
A 3041	Bengeworth C.E. Academy Burford Road, Evesham, Worcs. WR11 3HB Tel: 01386 442047 office@bengeworth.worcs.sch.uk

EVESHAM AREA - FIRST SCHOOLS - Years Reception to Year 5 (Ages 5 - 10)
PRIMARY SCHOOLS - Years Reception to Year 6 (Ages 5-11)

Type & DfE No.	School Name & Address Telephone & Email Address
VA 3306	Bredon Hancock's Endowed C.E. First School Church Street, Bredon, Tewkesbury, Glos. GL20 7LA Tel: 01684 772254 office@bredonhancocks.worcs.sch.uk
A 2026	Bretforton Village School New Street, Bretforton, Evesham, Worcs. WR11 7JS Tel: 01386 830418 office@bretforton.worcs.sch.uk
C 2013	Broadway First School Lime Tree Avenue, Broadway, Worcs. WR12 7BD Tel: 01386 852485 office@broadway.worcs.sch.uk
VC 3018	Church Lench C.E. First School Main Street, Church Lench, Evesham, Worcs. WR11 4UE Tel: 01386 870297 office@churchlench.worcs.sch.uk
VC 3020	Cleeve Prior C.E. Primary School Main Street, Cleeve Prior, Evesham, Worcs. WR11 8LG Tel: 01789 772276 office@cleeveprior.worcs.sch.uk
VC 3027	Cropthorne-with-Charlton C.E. First School Main Street, Cropthorne, Pershore, Worcs. WR10 3NB Tel: 01386 860246 office@cropthorne.worcs.sch.uk
VC 3038	Eckington C.E. First School School Lane, Eckington, Worcs. WR10 3AU Tel: 01386 750666 office@eckingtonfirst.worcs.sch.uk
VC 3040	Elmley Castle C.E. First School Main Street, Elmley Castle, Pershore, Worcs. WR10 3HS Tel: 01386 710279 office@elmleycastle.worcs.sch.uk
VC 3053	Harvington C.E. First and Nursery School Village Street, Harvington, Evesham, Worcs. WR11 8NQ Tel: 01386 870412 office@harvington.worcs.sch.uk
A 2078	Honeybourne Primary Academy School Street, Honeybourne, Evesham, Worcs. WR11 7PJ Tel: 01386 830462 office@honeybourne.worcs.sch.uk
A 3082	Offenham C.E. First School Myatt Road, Offenham, Evesham, Worcs. WR11 8SD Tel: 01386 442038 office@offenham.dowmat.education

EVESHAM AREA - FIRST SCHOOLS - Years Reception to Year 5 (Ages 5 - 10)
PRIMARY SCHOOLS - Years Reception to Year 6 (Ages 5-11)

Type & DfE No.	School Name & Address Telephone & Email Address
VC 3084	Overbury C.E. First School Overbury, Tewkesbury, Glos. GL20 7NT Tel: 01386 725235 office@overbury.worcs.sch.uk
C 2118	Pebworth First School Back Lane, Pebworth, Worcs. CV37 8XA Tel: 01789 720726 office@pebworthfirst.worcs.sch.uk
VC 3099	Sedgeberrow C.E. First School Main Street, Sedgeberrow, Evesham, Worcs. WR11 7UF Tel: 01386 881391 office@sedgeberrow.worcs.sch.uk
VC 3043	St. Andrew's C.E. First School Maryman's Road, Evesham, Worcs. WR11 2QN Tel: 01386 41351 office@st-andrews.worcs.sch.uk
A 3309	St. Mary's Catholic Primary School, (Broadway) Leamington Road, Broadway, Worcs. WR12 7DZ Tel: 01386 853337 smb-office@smb.magnificat.org.uk
A 3322	St. Mary's Catholic Primary School, (Evesham) High Street, Evesham, Worcs. WR11 4EJ Tel: 01386 446748 sme-office@sme.magnificat.org.uk
VC 3042	St. Richard's C.E. First School Four Pools Lane, Evesham, Worcs. WR11 1DU Tel: 01386 446416 office@st-richards.worcs.sch.uk
C 2041	Swan Lane First School Rynal Street, Swan Lane, Evesham, Worcs. WR11 4QA Tel: 01386 446540 office@swanlanefirstschool.worcs.sch.uk
A 3072	The Littletons CE First School Academy Farm Lane, South Littleton, Evesham, Worcs. WR11 8TL Tel: 01386 830695 office@thelittletons.dowmat.education

EVESHAM AREA - SECONDARY MIDDLE SCHOOLS

Age Range 10-13 (Years 6-8)

Type & DfE No.	School Name & Address Telephone & Email Address
C 4408	Blackminster Middle School Station Road, South Littleton, Evesham, Worcs. WR11 8TG Tel: 01386 830311 office@blackminster.worcs.sch.uk
A 4400	Bredon Hill Academy Elmley Road, Ashton under Hill, Evesham, Worcs. WR11 7SW Tel: 01386 881426 enquiries@bredon.worcs.sch.uk
VC 4576	St. Egwin's C.E. Middle School Worcester Road, Evesham, Worcs. WR11 4JU Tel: 01386 446924 admin@st-egwins.worcs.sch.uk
A 4018	The De Monfort School Four Pools Road, Evesham, Worcs. WR11 1DQ Tel: 01386 442060 office@tdms.worcs.sch.uk

EVESHAM AREA - HIGH SCHOOLS

Age Range 13-18 (Years 9-13)

Type & DfE No.	School Name & Address Telephone & Email Address
A 4018	The De Montfort School Four Pools Road, Evesham, Worcs. WR11 1DQ Email: office@tdms.worcs.sch.uk Tel: 01386 442060 Web: www.tdms.worcs.sch.uk
A 5403	Prince Henry's High School Victoria Avenue, Evesham, Worcs. WR11 4QH Email: enquiries@princehenrys.worcs.sch.uk Tel: 01386 765588 Web: www.princehenrys.worcs.sch.uk

Notes on Admissions: The denominational high schools for Catholic children that serve this area are: Blessed Edward Oldcorne Catholic College - See Worcester Area within this section and St. Benedict's Catholic High School, Alcester, Warwickshire Tel: 01789 762888.

HAGLEY AREA - PRIMARY SCHOOLS

Years Reception to Year 6 (Ages 5 - 11)

Type & DfE No.	School Name & Address Telephone & Email Address
VC 3002	Belbroughton C.E. Primary & Nursery School Bradford Lane, Belbroughton, Stourbridge, West Midlands, DY9 9TF Tel: 01562 730208 office@belbroughton.worcs.sch.uk
VC 3005	Blakedown C.E Primary School Birmingham Road, Blakedown, Kidderminster, Worcs. DY10 3JN Tel: 01562 700243 office@blakedownprimary.worcs.sch.uk
VC 3022	Clent Parochial Primary School Bromsgrove Road, Clent, Worcs, DY9 9QP Tel: 01562 730668 office@clent.worcs.sch.uk
C 2055	Hagley Primary School Park Road, Hagley, Worcs, DY9 ONS Tel: 01562 883280 office@hagleyprimary.worcs.sch.uk
VC 3097	St. Kenelm's C.E. Primary School Romsley, Bromsgrove Road, Romsley, Nr. Halesowen, West Midlands, B62 0LF Tel: 01562 710214 office@stkenelms.worcs.sch.uk

HAGLEY AREA - HIGH SCHOOLS

Age Range 11-18 (Years 7-13)

Type & DfE No.	School Name & Address Telephone & Email Address
A 4800	Hagley Catholic High School Brake Lane, Hagley, West Midlands. DY8 2XL Email: enquiry_hchs@emmausmac.com Tel: 01562 883193 Web: www.hagleyrc.com
A 4010	Haybridge High School and Sixth Form Brake Lane, Hagley, West Midlands. DY8 2XS Email: office@haybridge.worcs.sch.uk Tel: 01562 886213 Web: www.haybridge.worcs.sch.uk

Kidderminster

KIDDERMINSTER AREA - PRIMARY SCHOOLS Years Reception to Year 6 (Ages 5 - 11)	
Type & DfE No.	School Name & Address Telephone & Email Address
A 2014	Birchen Coppice Academy Woodbury Road, Kidderminster, Worcs. DY11 7JJ Tel: 01562 823582 office@birchencoppiceacademy.org.uk
VA 3330	Chaddesley Corbett Endowed Primary School Nethercroft Meadow, Lower Chaddesley, Kidderminster, Worcs. DY10 4QN Tel: 01562 777312 office@chaddesleycorbett.worcs.sch.uk
C 2907	Comberton Primary School Borrington Road, Kidderminster, Worcs. DY10 3ED Tel: 01562 754704 office@comberton.worcs.sch.uk
VC 3016	Cookley Sebright Primary School Lea Lane, Cookley, Kidderminster, Worcs. DY10 3TA Tel: 01562 850397 office@cookleyprimary.worcs.sch.uk
A 2908	Foley Park Primary School Academy & Nursery Northumberland Avenue, Kidderminster, Worcs. DY11 7AW Tel: 01562 823857 office@foleyparkacademy.org.uk
C 2910	Franch Community Primary School Chestnut Grove, Kidderminster, Worcs. DY11 5QB Tel: 01562 751788 office@francheprimary.worcs.sch.uk
A 2010	Heronswood Primary School Heronswood Road, Kidderminster, Worcs. DY10 4EX Tel: 01562 69750 hwoffice@riverscofe.co.uk
FR 6009	*Holy Trinity School Birmingham Road, Kidderminster, Worcs, DY10 2BY Tel: 01562 822929 contact@holyltrinity.co.uk
C 2911	Offmore Primary School Wordsworth Crescent, Kidderminster, Worcs. DY10 3HA Tel: 01562 753934 office@offmore.worcs.sch.uk
A 3393	St. Ambrose Catholic Primary School Leswell Street, Kidderminster, Worcs. DY10 1RP Tel: 01562 823568 enquiry_amb@emmausmac.com

KIDDERMINSTER AREA - PRIMARY SCHOOLS

Years Reception to Year 6 (Ages 5 - 11)

Type & DfE No.	School Name & Address Telephone & Email Address
VC 3021	St. Catherine's C.E. Primary School Marlpool Lane, Kidderminster, Worcs. DY11 5HP Tel: 01562 823614 office@stcatherines.worcs.sch.uk
A 2023	St. George's C.E. Primary School Birmingham Road, Kidderminster, Worcs, DY10 2BX Tel: 01562 824206 office@stgprimary.org
A 2024	St. John's C.E. Primary School Blakebrook, Kidderminster, Worcs. DY11 6AP Tel: 01562 745558 office@stjohns.worcs.sch.uk
VA 3331	St. Mary's C.E. Primary School Stoney Lane, Kidderminster, Worcs. DY10 2LX Tel: 01562 824327 office@stmarys.worcs.sch.uk
A 3026	St. Oswald's C.E. Primary School Sion Avenue, Kidderminster, Worcs. DY10 2YL Tel: 01562 751056 office@stoswalds.worcs.sch.uk
A 3369	Sutton Park Primary School Greatfield Road, Kidderminster, Worcs. DY11 6PH Tel: 01562 67742 office@suttonpark.worcs.sch.uk
A 3332	Wolverley Sebright Primary Academy & Nursery Franche Road, Wolverley, Kidderminster, Worcs. DY11 5TP Tel: 01562 850268 office@wolverleysebright.worcs.sch.uk

Notes on Admissions: * Holy Trinity School is an all-through school with children from Reception to Year 13 (Ages 5 – 18)

KIDDERMINSTER AREA - HIGH SCHOOLS

Age Range 11-18 (Years 7-13)

Type & DfE No.	School Name & Address Telephone & Email Address
A 4014	Baxter College Habberley Road, Kidderminster, Worcs. DY11 5PQ Email: info@baxtercollege.co.uk Tel: 01562 741524 Web: www.baxtercollege.co.uk
FR 6009	*Holy Trinity School Birmingham Road, Kidderminster, Worcs, DY10 2BY Tel: 01562 822929 contact@holytrinity.co.uk
A 4501	King Charles 1 School Hill Grove House, Comberton Road, Kidderminster, Worcs. DY10 1XA Email: office@kingcharles1.worcs.sch.uk Tel: 01562 512880 Web: www.kingcharlesschool.co.uk
VC 4503	Wolverley CE Secondary School Blakeshall Lane, Wolverley, Kidderminster, Worcs. DY11 5XQ Email: office@wolverley.worcs.sch.uk Tel: 01562 859800 Web: www.wolverley.worcs.sch.uk

Notes on Admissions: The denominational high school for Catholic children that serves this area is:- Hagley Catholic High School – See Hagley Area within this section.

* Holy Trinity School is an all-through school with children from Reception to Year 13 (Ages 5 – 18)

MALVERN AREA - PRIMARY SCHOOLS Years Reception to Year 6 (Ages 5 - 11)	
Type & DfE No.	School Name & Address Telephone & Email Address
A 3014	Callow End C.E. Primary School Upton Road, Callow End, Worcester, WR2 4TE Tel: 01905 830337 office@callowend.worcs.sch.uk
A 2105	Great Malvern Primary School Lydes Road, Malvern, Worcs. WR14 2BY Tel: 01684 574219 GMPSoffice@metacademies.org.uk
C 3400	Grove Primary School Pickersleigh Grove, Malvern, Worcs. WR14 2LU Tel: 01684 572516 office@groveprimary.worcs.sch.uk
A 2914	Leigh and Bransford Primary School Hoopers Close, Leigh Sinton, Malvern, Worcs. WR13 5DX Tel: 01886 832342 lbpsoffice@metacademies.org.uk
A 3353	Madresfield C.E. Primary School 40 Madresfield Village, Madresfield, Malvern, Worcs. WR13 5AA Tel: 01684 573620 office@madresfield.worcs.sch.uk
A 3357	Malvern Parish C.E. Primary School Manby Road, Malvern, Worcs. WR14 3BB Tel: 01684 574084 office@malvernparish.worcs.sch.uk
VA 3359	Malvern Wells C.E. Primary School 263 Wells Road, Malvern, Worcs. WR14 4HF Tel: 01684 561179 office@malvern-wells.worcs.sch.uk
A 2033	Northleigh C.E. Primary School St. Peter's Road, Malvern, Worcs. WR14 1QS Tel: 01684 574889 npsoffice@metacademies.org.uk
A 3089	Powick C.E. Primary School 42 Malvern Road, Powick, Worcs. WR2 4RT Tel: 01905 830336 office@powick.worcs.sch.uk
A 2044	Rushwick C.E. Primary School Upper Wick Lane, Rushwick, Worcs. WR2 5SU Tel: 01905 422502 office@rushwick.worcs.sch.uk
A 2204	Somers Park Primary School Somers Park Avenue, Malvern, Worcs. WR14 1SE Tel: 01684 572949 sppsadmin@metacademies.org.uk

MALVERN AREA - PRIMARY SCHOOLS

Years Reception to Year 6 (Ages 5 - 11)

Type & DfE No.	School Name & Address Telephone & Email Address
A 9909	Somers Park Primary School – Malvern Vale Site 112 Swinyard Road, Malvern, Worcs, WR14 1GU Tel: 01684 574497 mvpoffice@metacademies.org.uk
VA 3360	St. James' C.E. Primary School West Malvern Road, Malvern, Worcs. WR14 4BB Tel: 01684 561207 office@stjames.worcs.sch.uk
VA 3358	St. Joseph's Catholic Primary School Newtown Road, Malvern, Worcs. WR14 1PF Tel: 01684 573016 office@stjoesmalvern.worcs.sch.uk
A 2038	St. Matthias C.E. Primary School Cromwell Road, Malvern Link, Worcs. WR14 1NA Tel: 01684 574984 admin@stmatthias.worcs.sch.uk
A 2153	Suckley Primary School Church Lane, Suckley, Worcs. WR6 5DE Tel: 01886 884283 office@suckley.worcs.sch.uk
VC 3074	Wyche C.E. Primary School Lower Wyche Road, Malvern, Worcs. WR14 4ET Tel: 01684 573205 office@wyche.worcs.sch.uk

MALVERN AREA - HIGH SCHOOLS

Age Range 11-18 (Years 7-13)

Type & DfE No.	School Name & Address Telephone & Email Address
A 4801	Dyson Perrins Church of England Academy Yates Hay Road, Malvern, Worcs. WR14 1WD Email: office@dysonperrins.worcs.sch.uk Tel: 01684 564751 Web: www.dysonperrins.worcs.sch.uk
A 4028	The Chase School Geraldine Road, Malvern, Worcs. WR14 3NZ Email: office@chase.worcs.sch.uk Tel: 01684 891961 Web: www.chase.worcs.sch.uk

Notes on Admissions: The denominational high school for Catholic children that serves this area is:- Blessed Edward Oldcorne Catholic College - See Worcester Area within this section.

MARTLEY AREA - PRIMARY SCHOOLS Years Reception to Year 6 (Ages 5 - 11)	
Type & DfE No.	School Name & Address Telephone & Email Address
VC 3000	Abberley Parochial Primary School Apostles Oak, Abberley, Worcs. WR6 6AA Tel: 01299 896332 office@abberley.worcs.sch.uk
VA 3300	Astley C.E. Primary School School Lane, Astley, Stourport on Severn, Worcs, DY13 0RH Tel: 01299 822002 office@astley.worcs.sch.uk
A 3008	Broadheath C.E. Primary School Sailor's Bank, Lower Broadheath, Worcs. WR2 6QT Tel: 01905 640285 office@broadheath.worcs.sch.uk
VA 3308	Broadwas C.E. Primary School Broadwas-on-Teme, Worcester, WR6 5NE Tel: 01886 821347 office@broadwas.worcs.sch.uk
C 2032	Clifton-upon-Teme Primary School Pound Lane, Clifton-upon-Teme, Worcester, WR6 6DE Tel: 01886 812258 office@clifton-upon-teme.worcs.sch.uk
A 3328	Great Witley C.E. Primary School Worcester Road, Great Witley, Worcs. WR6 6HR Tel: 01299 896246 gwoffice@riverscofe.co.uk
VC 3048	Grimley and Holt C.E. Primary School Grimley, Worcester, WR2 6LU Tel: 01905 640325 office@grimleyholt.worcs.sch.uk
VA 3329	Hallow C.E. Primary School Main Road, Hallow, Worcester, WR2 6LD Tel: 01905 640354 office@hallow.worcs.sch.uk
A 3077	Martley C.E. Primary School Martley, Worcester, WR6 6QA Tel: 01886 888201 office@martley-pri.worcs.sch.uk

MARTLEY AREA - HIGH SCHOOLS

Age Range 11-16 (Years 7-11)

Type & DfE No.	School Name & Address Telephone & Email Address
A 4435	The Chantry School Martley, Worcs. WR6 6QA Email: office@chantryschool.com Tel: 01886 887100 Web: www.chantryschool.com

Notes on Admissions: The denominational high schools that serve this area are:

Church of England Bishop Perowne Church of England College
Merriman's Hill Road,
Worcester WR3 8LF
(See Worcester Area within this section)

Catholic Blessed Edward Oldcorne Catholic College
Timberdine Avenue,
Worcester WR5 2BE
(See Worcester Area within this section)

Pershore

PERSHORE AREA - FIRST SCHOOLS - Years Reception to Year 4 (Ages 5 - 9)

PRIMARY SCHOOLS - Years Reception to Year 6 (Ages 5-11)

Type & DfE No.	School Name & Address Telephone & Email Address
C 2119	Abbey Park First and Nursery School Abbey Road, Pershore, Worcs. WR10 1DF Tel: 01386 552722 office@abbeyparkfirst.worcs.sch.uk
A 3028	Crowle C.E. First School School Lane, Crowle, Worcs. WR7 4AT Tel: 01905 381206 office@crowle.dowmat.education
VC 3029	Defford-cum-Besford C.E. First School Hill View, Defford, Worcs. WR8 9BH Tel: 01386 750321 office@defford-cum-besford.worcs.sch.uk
VA 3324	Fladbury C.E. First School Church Street, Fladbury, Pershore, Worcs. WR10 2QB Tel: 01386 860301 office@fladbury.worcs.sch.uk

PERSHORE AREA - FIRST SCHOOLS - Years Reception to Year 4 (Ages 5 - 9)
PRIMARY SCHOOLS – Years Reception to Year 6 (Ages 5-11)

Type & DfE No.	School Name & Address Telephone & Email Address
C 5201	Flyford Flavell Primary School Radford Road, Flyford Flavell, Worcs. WR7 4BS Tel: 01386 462228 office@flyfordflavell.worcs.sch.uk
VC 3056	Himbleton C.E. Primary School Neight Hill, Himbleton, Droitwich, Worcs. WR9 7LE Tel: 01905 391231 office@himbleton.worcs.sch.uk
VA 3368	Holy Redeemer Catholic Primary School Priest Lane, Pershore, Worcs. WR10 1EB Tel: 01386 552518 office@holyredeemer.worcs.sch.uk
A 2079	Inkberrow Primary School Main Road, Inkberrow, Worcs. WR7 4HH Tel: 01386 792284 office@inkberrowprimary.worcs.sch.uk
A 3081	Norton Juxta Kempsey C.E. Primary School Wadborough Road, Littleworth, Worcester, WR5 2QJ Tel: 01905 820420 office@nortonprimary.worcs.sch.uk
A 2121	Orchard Primary School Cherry Orchard, Pershore, Worcs. WR10 1ET Tel: 01386 552515 office@orchardprimary.org.uk
A 3088	Pinvin C.E. First School Main Street, Pinvin, Pershore, Worcs. WR10 2ER Tel: 01386 554196 office@pinvinfed.co.uk
A 3208	St. Barnabas C.E. First & Middle School Stonebow Road, Drakes Broughton, Pershore, Worcs. WR10 2AW Tel: 01905 840366 office@st-barnabasfirstmiddle.worcs.sch.uk
VC 3108	Upton Snodsbury C.E. First School Upton Snodsbury, Worcs. WR7 4NH Tel: 01905 381288 office@upsnodsfirfirst.worcs.sch.uk

PERSHORE AREA - MIDDLE DEEMED PRIMARY SCHOOLS

Age Range 9-12 (Years 5-7)

Type & DfE No.	School Name & Address Telephone & Email Address
C 2906	Abbey Park Middle School Abbey Road, Pershore, Worcs. WR10 1DF Tel: 01386 552667 office@abbeyparkmiddle.worcs.sch.uk
A 3208	*St. Barnabas C.E. First & Middle School Stonebow Road, Drakes Broughton, Pershore, Worcs. WR10 2AW Tel: 01905 840366 office@st-barnabasfirstmiddle.worcs.sch.uk
A 3205	St. Nicholas C.E. Middle School Main Street, Pinvin, Pershore, Worcs. WR10 2ER Tel: 01386 554196 office@pinvinfed.co.uk

* St Barnabas CE First & Middle School - external candidates only

PERSHORE AREA - HIGH SCHOOLS

Age Range 11-18 (Years 7 -13)

Type & DfE No.	School Name & Address Telephone & Email Address
A 4030	Pershore High School Station Road, Pershore, Worcs. WR10 2BX Email: office@pershore.worcs.sch.uk Tel: 01386 552471 Web: www.pershore.worcs.sch.uk

Notes on Admissions: The denominational high school for Catholic children that serves this area is: Blessed Edward Oldcorne Catholic College – See Worcester Area within this section.

REDDITCH AREA - FIRST SCHOOLS - Years Reception to Year 4 (Ages 5 - 9) Primary Schools - Years Reception to Year 6 (Ages 5-11)

Type & DfE No.	School Name & Address Telephone & Email Address
A 3398	Abbeywood First School Wood Piece Lane, Church Hill, Redditch, Worcs. B98 9LR Tel: 01527 63007 office@abbeywood.worcs.sch.uk
A 2039	Arrow Valley First School Colts Lane, Winyates West, Redditch, Worcs. B98 0LH Tel: 01527 528111 office@arrowvalleyfirstschool.co.uk
A 2127	Astwood Bank Primary School Church Road, Astwood Bank, Redditch, Worcs. B96 6EH Tel: 01527 892681 office@astwoodbank.worcs.sch.uk
C 2128	Batchley First School Cherry Tree Walk, Redditch, Worcs. B97 6PD Tel: 01527 62926 office@batchley.worcs.sch.uk
A 2001	Crabbs Cross Academy Evesham Road, Crabbs Cross, Redditch, Worcs. B97 5JH Tel: 01527 543624 office@cca.endeavourschools.org
A 3091	Feckenham C.E. Primary School School Lane, Feckenham, Redditch, Worcs. B96 6QD Tel: 01527 892756 office@feckenhamfirst.worcs.sch.uk
A 2131	Holyoakes Field First School Cookridge Close, Redditch, B97 6HF Tel: 01527 62928 office@holyoakes.bmat.co.uk
A 2919	Matchborough First School Academy Matchborough Way, Matchborough, Redditch, Worcs. B98 0GD Tel: 01527 883880 office@matchborough.worcs.sch.uk
C 2192	Moon's Moat First School Cleeve Close, Church Hill South, Redditch, Worcs. B98 9HR Tel: 01527 61498 office@moonsmoat.worcs.sch.uk
A 2920	Oak Hill First School Wirehill Drive, Lodge Park, Redditch, Worcs. B98 7JU Tel: 01527 528523 office@oakhill.worcs.sch.uk

REDDITCH AREA - FIRST SCHOOLS - Years Reception to Year 4 (Ages 5 - 9) Primary Schools - Years Reception to Year 6 (Ages 5-11)

Type & DfE No.	School Name & Address Telephone & Email Address
A 5200	Our Lady of Mount Carmel Catholic First School Downsell Road, Webheath, Redditch, Worcs. B97 5RR Tel: 01527 546398 office@olmc.magnificat.org.uk
A 2029	St. George's C.E. First School Stevenson Avenue, Redditch, Worcs. B98 8LU Tel: 01527 62263 office@sgf.endeavourschools.org
VC 3093	St. Luke's C.E. First School Plymouth Road, Southcrest, Redditch, Worcs. B97 4NU Tel: 01527 541219 admin@stlukesfirst.worcs.sch.uk
A 2030	St. Stephen's CE RSA Academy Mabey Avenue, Redditch, Worcs. B98 8HW Tel: 01527 63911 office@ststephensfirst.worcs.sch.uk
A 5202	St. Thomas More Catholic First School Woodrow Centre, Studley Road, Redditch, Worcs. B98 7RY Tel: 01527 525821 office@stm.magnificat.org.uk
VA 3382	Tardebigge C.E. First School Church Lane, Tardebigge, Bromsgrove, Worcs. B60 3AH Tel: 01527 872886 office@tardebigge.worcs.sch.uk
C 2136	Tenacres First School Quibery Close, Winyates East, Redditch, Worcs. B98 0PB Tel: 01527 528872 office@tenacres.worcs.sch.uk
A 2134	The Vaynor First School Tennyson Road, Redditch, Worcs. B97 5BL Tel: 01527 543187 office@vfs.endeavourschools.org
A 2135	Webheath Academy Primary School Downsell Road, Webheath, Redditch, Worcs. B97 5RJ Tel: 01527 544820 office@waps.shiresmat.org.uk
C 2137	Woodrow First School Longdon Close, Redditch, Worcs. B98 7UZ Tel: 01527 527619 office@woodrow.worcs.sch.uk

REDDITCH AREA - SECONDARY MIDDLE SCHOOLS

Age Range 9-13 (Years 5-8)

Type & DfE No.	School Name & Address Telephone & Email Address
A 4418	Birchensale Middle School Bridley Moor Road, Batchley, Redditch, Worcs. B97 6HT Tel: 01527 68430 enquiries@birchensale.worcs.sch.uk
A 4427	Church Hill Middle School Wood Piece Lane, Church Hill, Redditch, Worcs. B98 9LR Tel: 01527 585580 office@churchill.worcs.sch.uk
A 4009	Ipsley CE Middle Winyates Way, Winyates, Redditch, Worcs. B98 0UB Tel: 01527 525725 office@ipsleyacademy.co.uk
A 5401	St. Bede's Catholic Middle School (Academy) Holloway Lane, Redditch, Worcs. B98 7HA Tel: 01527 525916 stb-reception@stb.magnificat.org.uk
A 4579	Walkwood Church of England Middle School Feckenham Road, Headless Cross, Redditch, Worcs. B97 5AQ Tel: 01527 543361 office@walkwoodms.worcs.sch.uk
A 4436	Woodfield Academy Studley Road, Redditch, Worcs. B98 7HH Tel: 01527 527081 office@woodfield.bmat.co.uk

REDDITCH AREA - HIGH SCHOOLS

Age Range 13-18 & 11-18 (Years 9-13 & Years 7-13)

Type & DfE No.	School Name & Address Telephone & Email Address
A 4008	Arrow Vale High School Matchborough Way, Redditch, B98 0GF Email: office@arrowvaleacademy.co.uk Tel: 01527 526800 Web: www.arrowvaleacademy.co.uk
A 4422	Ridgeway Secondary School Evesham Road, Astwood Bank, Redditch, Worcs. B96 6BD Email: office@rss.shiresmat.org.uk Tel: 01527 892867 Web: www.ridgewaysecondary.org.uk

REDDITCH AREA - HIGH SCHOOLS

Age Range 13-18 & 11-18 (Years 9-13 & Years 7-13)

Type & DfE No.	School Name & Address Telephone & Email Address
A 5400	St. Augustine's Catholic High School Stonepits Lane, Hunt End, Redditch, Worcs. B97 5LX Email: saints@saintsa.co.uk Tel: 01527 550400 Web: www.st-augustines.worcs.sch.uk
A 4437	Trinity High and Sixth Form Centre Easemore Road, Redditch, Worcs. B98 8HB Email: office@trinityhigh.net Tel: 01527 585859 Web: www.trinityhigh.worcs.sch.uk
A 4438	Tudor Grange Academy Redditch Woodrow Drive, Redditch, Worcs. B98 7UH Email: office@redditch.tgacademy.org.uk Tel: 01527 523088 Web: www.redditch.tgacademy.org.uk

Rubery

RUBERY AREA - PRIMARY SCHOOLS

Years Reception to Year 6 (Ages 5 - 11)

Type & DfE No.	School Name & Address Telephone & Email Address
C 2197	Beaconside Primary and Nursery School Hazel Road, Rubery, Birmingham, B45 9DX Tel: 0121 453 3801 office@beaconside.worcs.sch.uk
A 2045	Holywell Primary and Nursery School School Road, Rubery, Birmingham, B45 9EY Tel: 0121 453 7829 secretary@holywell.worcs.sch.uk
C 2901	Lickey Hills Primary School Old Birmingham Road, Rednal, Birmingham, B45 8EU Tel: 0121 445 1992 office@lickeyhills.worcs.sch.uk

RUBERY AREA - HIGH SCHOOLS

Age Range 11-18 (Years 7-13)

Type & DfE No.	School Name & Address Telephone & Email Address
A 4044	Waseley Hills High and Sixth Form Centre School Road, Rubery, Rednal, Birmingham B45 9EL Email: office@waseleyhills.worcs.sch.uk Tel: 0121 453 5211 Web: www.waseleyhills.worcs.sch.uk

Stourport

STOURPORT AREA - PRIMARY SCHOOLS

Years Reception to Year 6 (Ages 5 - 11)

Type & DfE No.	School Name & Address Telephone & Email Address
A 2027	Burlish Park Primary School Windermere Way, Stourport on Severn, Worcs. DY13 8LA Tel: 01299 823771 office-bp@riverscofe.co.uk
A 3013	Hartlebury C.E. Primary School Rectory Lane, Hartlebury, Kidderminster, Worcs. DY11 7TD Tel: 01299 250312 office@hartlebury.worcs.sch.uk
A 2904	Lickhill Primary School Almond Way, Stourport on Severn, Worcs. DY13 8UA Tel: 01299 871803 office@lps.crst.org.uk
A 3012	St. Bartholomew's C.E. Primary School Princess Way, Stourport on Severn, Worcs. DY13 0EL Tel: 01299 823454 office@sbp.saet.co.uk
A 3380	St. Wulstan's Catholic Primary School Elmfield Walk, Stourport-on-Severn, Worcs. DY13 8UB Tel: 01299 877808 enquiry_wul@emmausmac.com
A 2902	Stourport Primary School Park Avenue, Stourport on Severn, Worcs, DY13 8SH Tel: 01299 822120 office@stourportprimary.worcs.sch.uk
VA 3381	Sytchampton Endowed Primary School Sytchampton, Stourport-on-Severn, Worcs. DY13 9SX Tel: 01905 620418 office@sythampton.worcs.sch.uk
A 3015	Wilden All Saints C.E. Primary School Wilden Lane, Stourport on Severn, Worcs. DY13 9LP Tel: 01299 822638 office@wilden.worcs.sch.uk

STOURPORT ON SEVERN AREA - HIGH SCHOOLS

Age Range 11-18 (Years 7-13)

Type & DfE No.	School Name & Address Telephone & Email Address
A 4004	The Stourport High School & Sixth Form Centre Minster Road, Stourport on Severn, Worcs. DY13 8AX Email: office@shs.saet.co.uk Tel: 01299 872950 Web: www.shs.worcs.sch.uk

Notes on Admissions: The denominational high school for Catholic children that serves this area is:- Hagley Catholic High School – See Hagley Area within this section.

Tenbury

TENBURY AREA – PRIMARY SCHOOLS

Years Reception to Year 6 (Ages 5 - 11)

Type & DfE No.	School Name & Address Telephone & Email Address
VA 3350	Lindridge St. Lawrence's C.E. Primary School Lindridge, Tenbury Wells, Worcs. WR15 8JQ Tel: 01584 881466 office@lindridge.worcs.sch.uk
A 3104	Tenbury C.E. Primary Academy Bromyard Road, Tenbury Wells, Worcs. WR15 8BS Tel: 01584 810234 office@tenbury-pri.worcs.sch.uk

TENBURY - HIGH SCHOOLS

Age Range 11-16 (Years 7-11)

Type & DfE No.	School Name & Address Telephone & Email Address
A 4013	Tenbury High Ormiston Academy Oldwood Road, Tenbury Wells, Worcs. WR15 8XA Email: office@tenburyhigh.co.uk Tel: 01584 810304 Web: www.tenburyhighormistonacademy.co.uk

6th Form Education for Tenbury Pupils is provided in Ludlow, Shropshire.

Upton-upon-Severn

UPTON UPON SEVERN AREA - PRIMARY SCHOOLS Years Reception to Year 6 (Ages 5 - 11)

Type & DfE No.	School Name & Address Telephone & Email Address
A 3017	Castlemorton C.E. Primary School Church Road, Castlemorton, Malvern, Worcs. WR13 6BG Tel: 01684 833282 office@castlemorton.worcs.sch.uk
VC 3039	Eldersfield Lawn C.E. Primary School Corse Lawn, Gloucester, GL19 4LZ Tel: 01452 780309 admin@eldersfieldlawn.worcs.sch.uk
A 3051	Hanley Swan, St. Gabriel's with St. Mary's C.E. Primary School Hanley Swan, Worcs. WR8 0EQ Tel: 01684 310364 office@hanleyswanps.org.uk
A 2080	Kempsey Primary School Ellsdon, Kempsey, Worcester, WR5 3NT Tel: 01905 820262 office@kempseyps.org.uk
VC 3085	Pendock C.E. Primary School School Lane, Pendock, Nr. Staunton, Glos. GL19 3PW Tel: 01531 650298 office@pendockpri.worcs.sch.uk
VC 3107	Upton-upon-Severn C.E. Primary School School Lane, Upton-upon-Severn, Worcs. WR8 0LD Tel: 01684 592259 office@uptonuponsevern.worcs.sch.uk
A 2156	Welland Primary School Marlbank Road, Welland, Malvern, Worcs. WR13 6NE Tel: 01684 310246 office@wellandps.org.uk

UPTON UPON SEVERN AREA - HIGH SCHOOLS Age Range 11-18 (Years 7-13)

Type & DfE No.	School Name & Address Telephone & Email Address
A 4500	Hanley Castle High School Church End, Hanley Castle, Worcs. WR8 0BL Email: office@hanleycastlehs.org.uk Tel: 01684 593241 Web: www.hanleycastle.worcs.sch.uk

Worcester City

WORCESTER CITY AREA - PRIMARY SCHOOLS Years Reception to Year 6 (Ages 5 - 11)	
Type & DfE No.	School Name & Address Telephone & Email Address
A 2011	Carnforth School Carnforth Drive, Worcester, WR4 9HG Tel: 01905 758425 office@carnforth.org
A 2040	Cherry Orchard Primary School Timberdine Close, Worcester, WR5 2DD Tel: 01905 352787 office-co@riverscofe.co.uk
VC 3019	Claines C.E. Primary School School Bank, Claines, Worcester, WR3 7RW Tel: 01905 451235 office@claines.worcs.sch.uk
A 2162	Cranham Primary School Tetbury Drive, Warndon, Worcester, WR4 9LS Tel: 01905 452437 cranhamoffice@riverscofe.co.uk
A 2167	Hollymount School Hollymount Road, Tolladine, Worcester, WR4 9SG Tel: 01905 23159 office@hollymountschool.org
A 2028	Honeywell Primary School Tudor Way, Worcester, WR2 5QH Tel: 01905 423228 hpsoffice@metacademies.org.uk
A 2918	Lyppard Grange Primary School Ankerage Green, Worcester, WR4 0DZ Tel: 01905 729383 office@lyppardgrange.worcs.sch.uk
A 3401	Northwick Manor Primary School Northwick Road, Worcester, WR3 7EA Tel: 01905 454430 nwoffice@riverscofe.co.uk
FR 2031	North Worcester Primary Academy John Comyn Drive, Worcester, WR3 7NS Tel: 01905 953850 northworcesterprimary@riverscofe.co.uk
A 2172	Nunnery Wood Primary School Prestwich Avenue, Worcester, WR5 1QE Tel: 01905 354154 office@nunnerywoodprimary.worcs.sch.uk

WORCESTER CITY AREA - PRIMARY SCHOOLS

Years Reception to Year 6 (Ages 5 - 11)

Type & DfE No.	School Name & Address Telephone & Email Address
A 2005	Oasis Academy Warndon Edgeworth Close, Worcester, WR4 9PE Tel: 01905 453530 admin@oasiswarndon.org
A 2202	Oldbury Park Primary School Oldbury Road, Worcester, WR2 6AA Tel: 01905 424878 office@oldburypark.worcs.sch.uk
A 3387	Our Lady Queen of Peace Catholic Primary School Bransford Road, Worcester, WR2 4EN Tel: 01905 421409 schooladmin@ourlady.worcs.sch.uk
A 2000	Perry Wood Primary & Nursery School St. Alban's Close, Worcester, WR5 1PP Tel: 01905 354800 office@perrywood.worcs.sch.uk
C 2200	Pitmaston Primary School Malvern Road, Worcester, WR2 4ZF Tel: 01905 423710 office@pitmaston.worcs.sch.uk
VC 3116	Red Hill C.E. Primary School Midhurst Close, Worcester, WR5 2HX Tel: 01905 352524 office@redhill.worcs.sch.uk
VC 3114	St. Barnabas C.E. Primary School Green Lane, Worcester, WR3 8NZ Tel: 01905 22766 office@st-barnabas-primary.worcs.sch.uk
A 3388	St. Clement's C.E. Primary School Henwick Road, Worcester, WR2 5NS Tel: 01905 423861 office-stc@riverscofe.co.uk
VA 3390	St. George's Catholic Primary School Thorneloe Walk, Worcester, WR1 3JY Tel: 01905 25841 admin@st-georgescatholic.worcs.sch.uk
VA 3389	St. George's CE Primary School St George's Lane North, Worcester, WR1 1RD Tel: 01905 619454 admin@stgeorgesce.worcs.sch.uk
VA 3391	St. Joseph's Catholic Primary School Chedworth Drive, Worcester, WR4 9PG Tel: 01905 452772 office@st-josephs-pri.worcs.sch.uk

WORCESTER CITY AREA - PRIMARY SCHOOLS

Years Reception to Year 6 (Ages 5 - 11)

Type & DfE No.	School Name & Address Telephone & Email Address
A 2179	Stanley Road Primary School Stanley Road, Worcester, WR5 1BD Tel: 01905 355043 stanleyroad.office@perryhallmat.co.uk
A 2173	Tudor Grange Academy Primary Perdiswell Bilford Road, Worcester, WR3 8QA Tel: 01905 453348 office@perdiswell.tgacademy.org.uk
VC 3110	Whittington C.E. Primary School Whittington, Worcester, WR5 2QZ Tel: 01905 354844 office@whittington.worcs.sch.uk

WORCESTER CITY AREA - HIGH SCHOOLS - Years 7-11 (Ages 11-16) With the exception of Christopher Whitehead Language College and Tudor Grange Academy - Years 7-13 (Ages 11-18)

Type & DfE No.	School Name & Address Telephone & Email Address
A 4754	Bishop Perowne Church of England College Merriman's Hill Road, Worcester WR3 8LE Email: info@bishopperowne.co.uk Tel: 01905 746800 Web: www.bishopperowne.co.uk
VA 5402	Blessed Edward Oldcorne Catholic College Timberdine Avenue, Worcester WR5 2XD Email: office@blessededward.co.uk Tel: 01905 352615 Web: www.blessededward.co.uk
A 4432	Christopher Whitehead Language College Bromwich Road, Worcester WR2 4AF Email: office@cwlc.email Tel: 01905 423906 Web: www.christopherwhitehead.worcs.sch.uk
A 4434	Nunnery Wood High School Spetchley Road, Worcester WR5 2LT Email: reception@nunnerywood.worcs.sch.uk Tel: 01905 363636 Web: www.nunnerywood.worcs.sch.uk
A 6905	Tudor Grange Academy Bilford Road, Worcester WR3 3HN Email: office@worcs.tgacademy.org.uk Tel: 01905 454627 Web: www.tgacademy.org.uk

WYTHALL AREA - PRIMARY SCHOOLS Years Reception to Year 6 (Ages 5 - 11)

Type & DfE No.	School Name & Address Telephone & Email Address
C 2188	Meadow Green Primary School Meadow Road, Wythall, Birmingham, B47 6EQ Tel: 01564 823495 enquiries@meadowgreen.worcs.sch.uk
A 2915	The Coppice Primary School Shawhurst Lane, Hollywood, Birmingham, B47 5JN Tel: 01564 826709 office@coppice.worcs.sch.uk

WYTHALL AREA - HIGH SCHOOLS Age Range 11-18 (Years 7-13)

Type & DfE No.	School Name & Address Telephone & Email Address
A 4017	Woodrush High School Shawhurst Lane, Hollywood, Birmingham B47 5JW Email: office@woodrush.org Tel: 01564 823777 Web: office@woodrush.org

SECTION 7

Area Pyramids indicating feeder schools and SEN Accessible Mainstream Schools


Key Notes– Color coding

- Schools with reasonable access to the curriculum and supporting accommodation, and Bathroom Management Area (BMA).
- Schools where access to the curriculum and supporting accommodation is limited. These schools do not have a BMA.
- Schools where building work is on site or planned to be carried out
- Schools which have challenging accessibility issues or are yet to be assessed for specific PD accessibility purposes.

Bewdley Pyramid

The Bewdley Area comprises the Town of Bewdley together with the civil parishes of:

Bayton, Bewdley, Kidderminster Foreign, Mable, Ribbesford, Rock, Upper Arley



Notes

There are two catchment area High schools for children living within the Bayton and Mable civil parishes. The Bewdley School and Sixth Form Centre and Lacon Childe High School which is in Shropshire.

Bromsgrove Pyramid

The Bromsgrove Area comprises the Town of Bromsgrove together with the civil parishes of:

Alvechurch, Barnt Green, Belbroughton (Part) - Dordale and Fairfield, Beoley, Bourneheath, Catshill, Cofton Hackett (Part) - Kendall End Road to Cofton Church Lane, Dodderhill (Part), Dodford and Grafton, Fininstall, Hanbury, Lickey (Part), Stoke Prior, Wythall (Part)

High Schools	● North Bromsgrove High	● South Bromsgrove High	● North Bromsgrove High and South Bromsgrove High
Named Feeder Schools	● Catshill Middle ● Parkside Middle	● Aston Fields Middle ● St Johns CE Middle School Academy	● Alvechurch CE Middle

Middle Schools	● Alvechurch CE Middle	● Aston Fields Middle	● Catshill Middle	● Parkside Middle	● St Johns CE Middle School Academy
Named Feeder Schools	● Beoley First ● Blackwell First ● Crown Meadow First ● St Andrew's CE First	● Charford First ● Fininstall First ● Hanbury CE First ● Stoke Prior First	● Catshill First and Nursery ● Fairfield First ● Lickey End First	● Dodford First ● Meadows First ● The Orchards School	No named feeder schools

The following schools do not have any feeder school links to middle schools in Bromsgrove

- Millfields First
- St Peter's Catholic First*

* St Peter's Catholic First - Please refer to end of Section for pyramid arrangements relating to Catholic Schools.

Droitwich Pyramid

The Droitwich Area comprises Droitwich Spa together with the civil parishes of:

Dodderhill (Part), Doverdale, Elmbridge, Elmley Lovett, Hadzor (Part), Hampton Lovett, HindlipHuddington (Part), Martin Hussingtree, North Claines (Part), Oddingley (Part), Ombersley, Rushock, Salwarpe, Tibberton, Upton Warren, Westwood

High Schools	● Droitwich Spa High
Named Feeder Schools	● Westacre Middle ● Witton Middle

Middle Schools	● Westacre Middle	● Witton Middle
Named Feeder Schools	● Chawson Community First ● Cutnall Green CofE Primary ● Ombersley Endowed First ● St Peter's Droitwich CofE Academy ● Sytchampton Endowed Primary ● Tibberton CE First ● Westlands First ● Wychbold First & Nursery	● Chawson Community First ● Hindlip CE First ● St Peter's Droitwich CofE Academy ● Westlands First

The following schools do not have any feeder school links to middle schools

● St Joseph's Catholic Primary*

* St Joseph's Catholic Primary - Please refer to end of Section for pyramid arrangements relating to Catholic Schools

Evesham Pyramid

The Evesham Area comprises the Town of Evesham together with the civil parishes of:

Abbots Morton, Aldington, Ashton under Hill, Aston Somerville, Badsey, Beckford, Bickmarsh, Birlingham (see note i below), Bredon, Bredon's Norton, Bretforten, Bricklehampton, Broadway, Charlton, Childswickham, Church Lench, Cleeve Prior, Conderton, Cropthorne, Eckington, Elmley Castle, Harvington, Hinton on the Green, Honeybourne, Kemerton, Netherton, Norton and Lenchwick, North and Middle Littleton, Offenham, Overbury, Pebworth, Rous Lench, Sedgeberrow, South Littleton, Wickhamford

High Schools	● Prince Henry's High	● The De Montfort School
Named Feeder Schools	<ul style="list-style-type: none"> ● Bredon Hill Academy ● St Egwin's CE Middle 	<ul style="list-style-type: none"> ● Bengeworth Academy ● Blackminster Middle ● St Andrew's CE First** ● St Richard's CE First

Middle Schools	● Bredon Hill Academy	● St Egwin's CE Middle	● Blackminster Middle
Named Feeder Schools	<ul style="list-style-type: none"> ● Ashton under Hill First ● Bredon Hancock's Endowed CE First ● Broadway First ● Cropthorne with Charlton CE First ● Eckington CE First* ● Elmley Castle CE First ● Overbury CE First ● St Mary's Catholic Primary Broadway ● Sedgeberrow CE First 	<ul style="list-style-type: none"> ● Church Lench CE First ● Harvington CE First ● St Andrew's CE First** ● Swan Lane First 	<ul style="list-style-type: none"> ● Badsey First ● Bretforton Village School ● Cleeve Prior CE First ● Offenham CE First ● Pebworth First ● The Littletons School

The following schools do not have any feeder school links to middle or high schools

- Honeybourne Primary
- St Mary's Catholic Primary***

* Eckington CE First has part of its catchment area feeding into Drakes Broughton St. Barnabas in the Pershore pyramid

** St. Andrew's CE First has part of its catchment area feeding into St Egwin's Middle and part feeding into The De Montfort School

*** St Mary's Catholic Primary - Please refer to end of Section for pyramid arrangements relating to Catholic Schools

i) Children resident in Birlingham are part of a shared catchment area with Eckington C.E. First in the Evesham area and Defford-cum-Besford C.E. First in the Pershore area. This shared catchment area also applies to the Middle and High schools of Bredon Hill Academy and Prince Henry's High in the Evesham area and St Barnabas C.E. First and Middle, Drakes Broughton and Pershore High School.

Hagley Pyramid

The Hagley Area comprises the civil parishes of:

Belbroughton (Part) - (excluding Dordale and Fairfield), Broome , Churchill and Blakedown, Clent, Hagley, Romsley




















High Schools	● Haybridge High School and Sixth Form
Named Feeder Schools	<ul style="list-style-type: none">● Belbroughton CE Primary & Nursery● Blakedown CE Primary● Clent Parochial Primary● Hagley Primary● St Kenelm's CE Primary

Please refer to end of Section for pyramid arrangements relating to Catholic Schools, including Hagley Catholic High School.

Kidderminster Pyramid

The Kidderminster Area comprises the Town of Kidderminster together with the civil parishes of:

Chaddesley Corbett, Stone, Wolverley, Cookley

High Schools	 Baxter Business and Enterprise College	 Holy Trinity School	 King Charles I	 Wolverley CE Secondary
Named Feeder Schools	 Birchen Coppice Primary  Foley Park Primary  Franche Community Primary  St John's CE Primary  Sutton Park Primary	No named feeder schools	 Chaddesley Corbett Endowed Primary  Comberton Primary  Heronswood Primary  Offmore Primary  St George's CE Primary	 Cookley Sebright Primary  St Catherine's CE Primary  St Mary's CE Primary  St Oswald's CE Primary  Wolverley Sebright Primary

The following schools do not have any feeder school links to high schools in Kidderminster

 St Ambrose Catholic Primary*

NB Holy Trinity School is a Free School in Kidderminster that does not have any feeder school links.

* St Ambrose Catholic Primary - Please refer to end of Section for pyramid arrangements relating to Catholic Schools

Malvern Pyramid

High Schools

● Dyson Perrins CE High

● The Chase

- Callow End CE Primary
- Great Malvern Primary
- Grove Primary
- Leigh & Bransford Primary
- Madresfield CE Primary
- Malvern Parish CE Primary
- Malvern Vale Primary
- Malvern Wells CE Primary
- Northleigh CE Primary
- Powick CE Primary
- Rushwick CE Primary
- St James' CE Primary
- St Joseph's Catholic Primary
- St Matthias CE Primary
- Somers Park Primary
- Suckley Primary
- Wyche CE Primary

NB The High Schools in Malvern do not have feeder school as part of their admission arrangements.

Please refer to end of Section for pyramid arrangements relating to Catholic Schools

Martley Pyramid

The Martley area comprises of the following civil parishes:

Droitwich Abberley, Astley and Dunley, Broadheath, Broadwas, Clifton on Teme, Cotheridge, Doddenham, Great Witley, Grimley, Hallow, Hillhampton, Holt, Kenswick, Knightwick, Little Witley, Lower Sapey, Lulsley, Martley, Pensax, Shelsley Beauchamp, Shelsley Kings, Shelsley Walsh, Shrawley, Stanford with Orleton, Stockton on Teme, Wichenford, plus the Menith Wood locality in the civil parish of Lindridge, plus the Crown East locality in the civil parish of Rushwick.

High Schools	● The Chantry School
Named Feeder Schools	<div><div>● Abberley Parochial Primary</div><div>● Astley CE Primary</div><div>● Broadheath CE Primary</div><div>● Broadwas CE Primary</div><div>● Clifton upon Teme Primary</div><div>● Great Witley CE Primary</div><div>● Grimley & Holt CE Primary</div><div>● Hallow CE Primary</div><div>● Martley CE Primary</div></div>

Please refer to end of Section for pyramid arrangements relating to Catholic Schools

Pershore Pyramid

The Pershore Area comprises the Town of Pershore together with the civil parishes of:

Abberton, Besford, Birlingham (see note i below), Bishampton, Bredicot, Broughton Hackett, Churchill, Cookhill (Part), Crowle, Defford, Dormston, Drakes Broughton and Wadborough, Fladbury, Flyford Flavell, Grafton Flyford, Great Comberton, Hadzor (Part), Hill and Moor, Himbleton, Huddington (Part), Inkberrow, Kington, Little Comberton, Naunton Beauchamp, North Piddle, Norton Juxta Kempsey, Oddington (Part), Peopleton, Pinvin, Pirton, Spetchley, Stock and Bradley (Part), Stoulton, Strensham, Throckmorton, Upton Snodsbury, White Ladies Aston, Wick, Wyre Piddle

High Schools		● Pershore High		
Named Feeder Schools		<ul style="list-style-type: none"> ● Abbey Park Middle ● Flyford Flavell Primary School ● Inkberrow Primary ● Norton Juxta Kempsey Primary ● Orchard Primary ● St Barnabas CE First & Middle ● St Nicholas' CE Middle 		
Middle Schools		● Abbey Park Middle	● St Barnabas CE First & Middle	● St Nicholas' CE Middle
Named Feeder Schools		<ul style="list-style-type: none"> ● Abbey Park First and Nursery ● Orchard Primary 	<ul style="list-style-type: none"> ● Defford cum Besford CE First ● Eckington CE First * ● Norton Juxta Kempsey CE Primary 	<ul style="list-style-type: none"> ● Crowle CE First ● Fladbury CE First ● Flyford Flavell Primary ● Himbleton CE Primary ● Inkberrow Primary ● Pinvin CE First ● Upton Snodsbury CE First

The following schools do not have any feeder school links to middle or high schools in Pershore

 Holy Redeemer Catholic Primary*

Notes on Admissions

Children resident in Birlingham are part of a shared catchment area with Eckington C.E.First in the Evesham area and Defford-cum-Besford C.E.First in the Pershore area. This shared catchment area also applies to the Middle and High schools of Bredon Hill Academy and Prince Henry's High in the Evesham area and St Barnabas C.E.First and Middle, Drakes Broughton and Pershore High School.



















* Holy Redeemer Catholic Primary - Please refer to end of Section for pyramid arrangements relating to Catholic Schools

Redditch Pyramid

The Redditch Area comprises the Town of Redditch together with the civil parishes of:

Bentley Paucefoot, Cookhill (Part), Feckenham, Stock and Bradley, Tutnall and Cobley

High Schools	 Ridgeway Secondary	 Arrow Vale High	 Trinity High School and Sixth Form Centre	 Tudor Grange Academy Redditch
Named Feeder Schools	 Astwood Bank Primary  Feckenham CE Primary  The Crabbs Cross Academy	 Church Hill Middle  Ipsley CE Middle	 Birchensale Middle  Walkwood Church of England Middle  Woodfield Academy	No named feeders

Middle Schools	 Birchensale Middle	 Church Hill Middle	 Ipsley CE Middle	 Walkwood Middle	 Woodfield Academy
Named Feeder Schools	 Batchley First  Holyoakes Field First  St Luke's CE First  St Stephen's CE First  Tardebigge CE First	 Abbeywood First  Moon's Moat First	 Matchborough First Academy  Arrow Valley First  Tenacres First	No named feeders	 Oak Hill First  St George's CE First  Woodrow First

The following schools do not have any feeder school links to middle or high schools

 The Vaynor First

* Woodrow First - the catchment area for Woodrow First school is within the designated catchment area for Tudor Grange Academy Redditch at high school age. Parents should be aware there is no catchment area priority to Trinity High School from within the Woodrow First catchment area.

** Webheath Academy Primary – the catchment area for Webheath Academy Primary School is within the designated shared catchment area for Trinity High and Tudor Grange Academy Redditch.

*** Walkwood Church of England Middle School does not have feeder school as part of its admission arrangements.

Please refer to end of Section for pyramid arrangements relating to Catholic Schools including St Bede's Catholic Middle School.

Rubery Pyramid

The Rubery Area comprises Rubery (that part falling within the administrative county of Worcester) together with the civil parishes of: Cofton Hackett (Part), Frankley (Part), Lickey (Part)

High Schools	● Waseley Hills High School & Sixth Form Centre
Named Feeder Schools	<div><div>● Beaconside Primary and Nursery</div><div>● Holywell Primary and Nursery</div><div>● Lickey Hills Primary</div></div>

Stourport Pyramid

The Stourport Area comprises the Town of Stourport together with the civil parish of:

Hartlebury

High Schools

● The Stourport High School & Sixth Form Centre

Named Feeder Schools

No named feeders

The following schools do not have any feeder school links to middle or high schools

- St Wulstan's Catholic Primary**
 - St Bartholomew's CE
 - Stourport
 - Burlish Park
 - Wilden All Saints CE
 - Hartlebury CE
 - Lickhill




* Pupils at Sytchampton Endowed Primary School can choose to transfer to a Middle school for year 5 in Droitwich or remain at the school, transferring to a High school for year 7 in Stourport or elsewhere.

** St Wulstan's Catholic Primary - Please refer to end of Section for pyramid arrangements relating to Catholic Schools

Tenbury Pyramid

The Tenbury Area comprises of the Parish of Tenbury together with the civil parishes of:

Bockleton, Eastham, Hanley, Knighton on Teme, Kyre, Lindridge*, Rochford, Stoke Bliss

High Schools	 Tenbury High Ormiston Academy
Named Feeder Schools	 Lindridge, St Lawrence's CE Primary  Tenbury CE Academy

*Pupils in the Menith Wood locality in the civil parish of Lindridge attend schools in the Martley area

Sixth Form Education for Tenbury pupils is provided in Ludlow, Shropshire

Upton Pyramid

The Upton upon Severn area comprises of the Town of Upton upon Severn together with the civil parishes of:

Berrow, Birtsmorton, Bushley, Castlemorton, Croome D’Abitot, Earl’s Croome, Eldersfield, Hanley Castle, Hill Croome, Holdfast, Kempsey, Longdon, Pendock, Pendock (Det.), Queenhill, Ripple, Severn Stoke, Welland

High Schools	<div><div></div> Hanley Castle High</div>
Named Feeder Schools	<div><div></div> Castlemorton CE Primary</div> <div><div></div> Eldersfield Lawn CE Primary</div> <div><div></div> Hanley Swan St Gabriel's with St Mary's CE Primary</div> <div><div></div> Kempsey Primary</div> <div><div></div> Pendock CE Primary</div> <div><div></div> Upton upon Severn CE Primary</div> <div><div></div> Welland Primary</div>

Worcester Pyramid

The Worcester City Area comprises the City of Worcester together with the civil parishes of:

North Claines as it extends beyond the city boundary, except that in part of the parish to the east of the railway line and north of the A449 road; the excepted part is contributory to the Droitwich area. Whittington is also included within the Worcester City area.

High Schools	● Bishop Perowne CE College*	● Christopher Whitehead Language College	● Nunnery Wood High	● Tudor Grange Academy Worcester
Named Feeder Schools	No named feeder schools	<ul style="list-style-type: none"> ● Hallow CE Primary ● Honeywell Primary ● Oldbury Park Primary ● Pitmaston Primary ● Rushwick Primary ● St Clement's CE Primary ● Our Lady Queen of Peace Catholic Primary 	<ul style="list-style-type: none"> ● Cherry Orchard Primary ● Lyppard Grange Primary ● Nunnery Wood Primary ● Perry Wood Primary & Nursery ● Red Hill CE Primary ● Stanley Road Primary ● Whittington CE Primary 	<ul style="list-style-type: none"> ● Tudor Grange Academy Primary Perdiswell

The following schools do not have any feeder school links to high schools

- Carnforth Primary
- Claines CE Primary
- Cranham Primary
- Hollymount School
- Northwick Manor Primary
- North Worcester Primary Academy
- Oasis Academy Warndon
- St Barnabas CE Primary
- St George's CE Primary
- St George's Catholic*
- St Joseph's Catholic*

* St George's Catholic Primary & St Joseph's Catholic Primary - Please refer to end of Section for pyramid arrangements relating to Catholic Schools.

Wythall Pyramid

The Wythall Area comprises the civil parish of Wythall.

High Schools	● Woodrush High School
Named Feeder Schools	● Meadow Green Primary ● The Coppice Primary

Notes on Admissions

Please refer to end of Section for pyramid arrangements relating to Catholic Schools

Catholic Arrangements

High Schools		● Blessed Edward Oldcorne Catholic College*	● Hagley Catholic High**	● Redditch St Augustine's Catholic High
Named Feeder Schools		<ul style="list-style-type: none"> ● Broadway St Mary's Catholic Primary ● Droitwich St Joseph's Catholic Primary ● Evesham St Mary's Catholic Primary ● Malvern St Joseph's Catholic Primary ● Pershore Holy Redeemer Catholic Primary ● Worcester Our Lady Queen of Peace Catholic ● Worcester St George's Catholic Primary ● Worcester St Joseph's Catholic Primary 	<ul style="list-style-type: none"> ● Kidderminster St Ambrose Catholic Primary ● Stourport St Wulstan's Catholic Primary 	<ul style="list-style-type: none"> ● Redditch, St. Bede's Catholic Middle ● Walkwood Church of England Middle School
Middle Schools		● Redditch, St. Bede's Catholic Middle		
Named Feeder Schools		<ul style="list-style-type: none"> ● Bromsgrove St Peter's Catholic First ● Redditch Our Lady of Mount Carmel Catholic First ● Redditch St Thomas More Catholic First 		

NB The admission criteria of feeder school arrangements does not apply to the schools covered by catholic arrangements as these schools determine their own admissions policy.

St. Peter's Catholic First School is situated in the South Bromsgrove area. The school is officially part of the Redditch Catholic pyramid but it does admit sizeable numbers of non-Catholic children who subsequently move on to the schools in the South Bromsgrove Pyramid.

* Blessed Edward Oldcorne Catholic College also name a number of Church of England Schools as feeder schools.

** Hagley Catholic High also has feeder schools which are outside of the county of Worcestershire.

Please see the full admission arrangements for further details.

Useful links

Early Help

www.worcestershire.gov.uk/earlyhelpfamilysupport

School Transport

www.worcestershire.gov.uk/schooltransport

School Term and Holiday dates

www.worcestershire.gov.uk/termdates

Find a School

www.worcestershire.gov.uk/schoolsearch

Free School Meals

www.worcestershire.gov.uk/freeschoolmeals

Admission Policies 2024-25

www.worcestershire.gov.uk/schools-education-and-learning/school-admissions-policies