

# Stacey Dooley 9 to 5

## Student Activity (SEND)



There are many different pathways available to you to enter the world of work.

Whether you know exactly what job you want to do and how to get there, or whether you aren't sure just yet, the activities contained within this document will help you to expand your understanding of different job roles and industry sectors.

Start by selecting one of the documentaries within this series (5 x Options) and then complete the activity which is clearly set out for you below. You should be able to follow the link below to watch your selected documentary on your computer or mobile phone.

Your choices are Restaurant / Care Home / Call Centre / Factory or Airport.


The featured video / documentary is:

[The Nine to Five with Stacey Dooley](#)



### Discussion Activity 1

With the support of your teacher can your group discuss the following:



What do you think were the key points the creators of this film was trying to make?




### TEACHER TO LOG DISCUSSION POINTS



## Discussion Activity 1 (Continued)

With the support of your teacher can your group discuss the following:



How did they do this?

TEACHER TO LOG DISCUSSION POINTS




What did you learn from watching the film?

TEACHER TO LOG DISCUSSION POINTS



## Discussion Activity 2

With the support of your teacher can your group discuss the following:




What would you have done differently if you were one of the young people taking part in the film?

### TEACHER TO LOG DISCUSSION POINTS



## Pupil Supported Activity 1

Using the internet can you help the pupil find out the following information



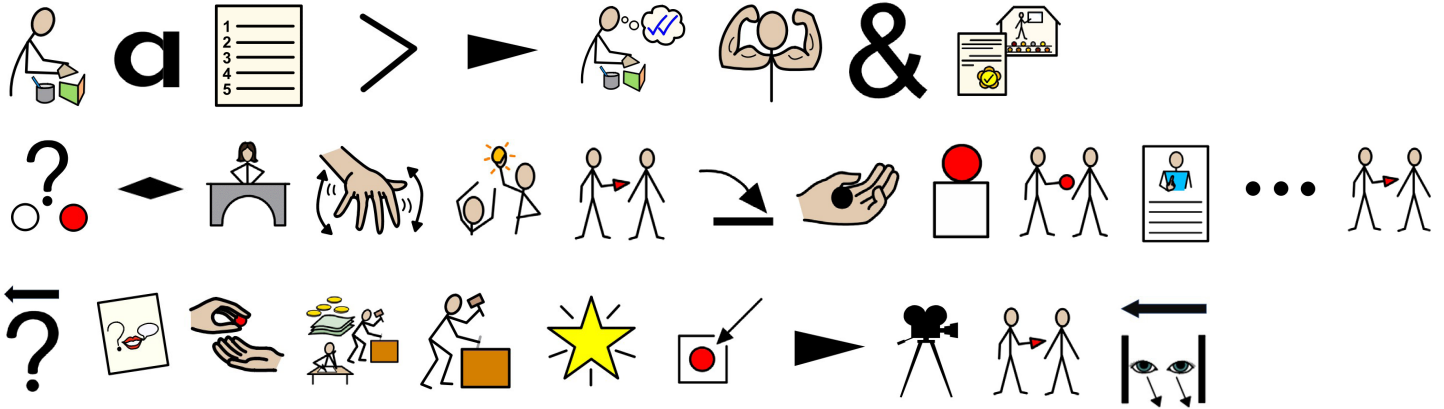
Can you research the "Entry Route" options for the job roles featured in the film you have watched?

Please write your answers in the Free Text box below



## Pupil Supported Activity 2

Allow the pupils some time to spend researching the job roles featured within the film they have watched and then support them to complete the following activity.



Create a list of the **SKILLS / STRENGTHS** and Qualifications which an employer would want you to have on your CV if you were applying for job roles featured in the film you watched.

Please ask your student to put their answers in the Free Text table



Skills




Strengths




Qualifications

# Student Feedback


How would you describe your learning in this lesson?



I don't understand the learning in this lesson



It's not easy but I am beginning to understand



I really understand the lesson

## Formal Teacher / Teaching Assistant Notes:

Staff Name

Date

Support Required (Tick Box as appropriate)

Independent     Physical     Verbal     One to One     Scribe

Explanation of Support