



































Local Area Agreement - Overview of Indicator Assessments

Outlook at the end of Q2 2009/10

For each of the performance indicators within the LAA, an assessment of current performance using a traffic light system is made: Green (on course to meet the target); Amber (the target is not on track to be achieved - remedial action required); Red (the target will not be met). These assessments are combined to give an overall 'outlook' for each outcome.

Full Name	Assessment	
NI 02 - (LAA) % of people who feel that they belong to their neighbourhood (Annual)	No Status	
NI 8 - (LAA) Adult participation in sport - Annual	Below Target	
NI 17 - (LAA) Perceptions of anti-social behaviour (Annual)	No Status	
NI 18 - (LAA) Adult re-offending rates for those under probation supervision (Annual)	Below Target	
NI 21 - (LAA) Dealing with local concerns about anti-social behaviour and crime by the local council and police (Annual)	No Status	
NI 039 - (LAA) Annual - Rate of Hospital Admissions per 100,000 for Alcohol Related Harm	Below Target	
NI 56 - (LAA) Obesity among primary school age children in Year 6 - Annual	Below Target	
NI 110 - (LAA) Young People's participation in positive activities	No Status	
NI 112 - (LAA) Under 18 conception rate - Annual	Borderline	
NI 116 - (LAA) Proportion of children in poverty	No Status	
NI 117 - (LAA) 16 to 18 year olds who are not in education, employment or training (NEET) - Annual	Below Target	
NI 121 - (LAA) Mortality rate from all circulatory diseases at ages under 75	On Target	
NI 123 - (LAA) 16+ current smoking rate prevalence	Below Target	
NI 133 - (LAA) Timeliness of social care packages following assessment - Annual	On Target	
NI 142 - (LAA) Percentage of vulnerable people who are supported to maintain independent living - Annual	On Target	
NI 152 - (LAA) Working age people on out of work benefits - Annual	Below Target	
NI 154 - (LAA) Net additional homes provided	Below Target	
NI 155 - (LAA) Number of affordable homes delivered (gross)	Borderline	
NI 163 - (LAA) Working age population qualified to at least Level 2 or higher - Annual	Below Target	
NI 166 - (LAA) Average earnings of employees in the area - Annual	Below Target	
NI 169 - (LAA) Non-principal classified roads where maintenance should be considered (Annual)	On Target	
NI 171 - (LAA) Business registration rate - Annual	No Status	
NI 175 - (LAA) Access to services and facilities by public transport, walking and cycling (Annual)	On Target	
NI 186 - (LAA) Per capita CO2 emissions in the LA area - Annual	On Target	
NI 187 - (LAA) Tackling Fuel Poverty - % of people receiving income based benefits living in homes with a low energy efficiency rating	No Status	
NI 188 - (LAA) - Adapting to climate change - Annual	On Target	
NI 188 - (LAA) Districts	Below Target	
NI 193 - (LAA) Municipal waste land filled - Annual	On Target	
NI 195 - (LAA) Improved street and environmental cleanliness (levels of litter)	No Status	
Local Indicator 1 - Flood and coastal erosion risk management	Borderline	
Local indicator 2 - Children who have experienced bullying	On Target	
Local indicator 3 - Successful new claims generated for pension credit, attendance allowance and disability living allowance (as a % of the pensionable age)	No Status	
Local Indicator 4 - (LAA) Assault with injury crime rate (Annual)	Borderline	
Local Indicator 5 - Average number of disabled children accessing short breaks	No Status	
Local Indicator 6 - (LAA) Adults with learning disabilities in employment - Annual	Below Target	
Local Indicator 7 - (LAA) Adults receiving secondary mental health services in employment - Annual	Borderline	